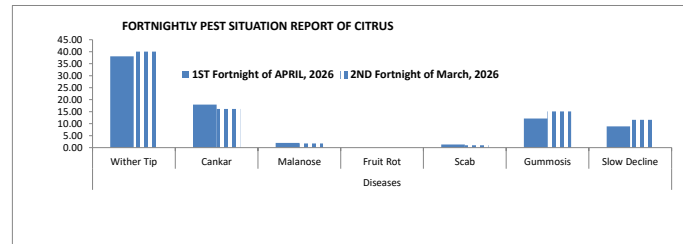
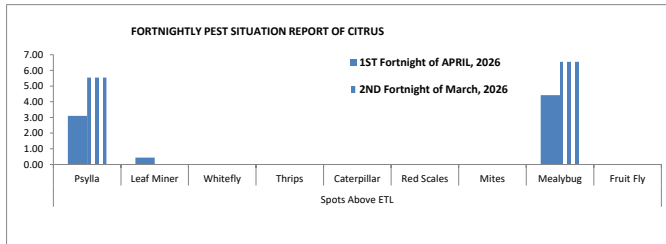


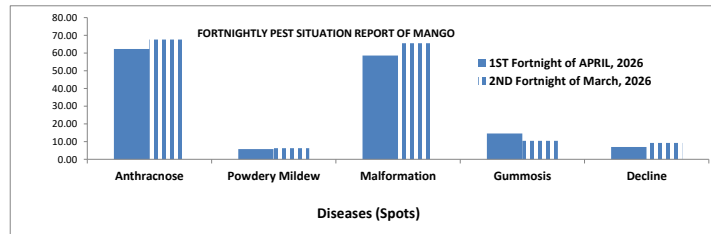
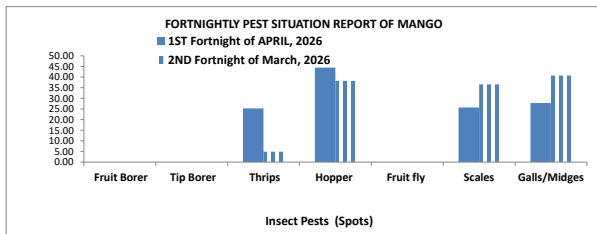
A- FORTNIGHTLY PEST SITUATION REPORT OF CITRUS

	Spots Visited	Area Surveyed (Acres)	Area Affected (Acres)	Spots Above ETL									Spots Below ETL									Diseases						
				Psylla	Leaf Miner	Whitefly	Thrips	Caterpillar	Red Scales	Mites	Mealybug	Fruit Fly	Psylla	Leaf Miner	Whitefly	Thrips	Caterpillar	Red Scales	Mites	Fruit Fly	Wither Tip	Cankar	Malanose	Fruit Rot	Scab	Gummosis	Slow Decline	
1ST Fortnight of APRIL, 2026	452	2622	1114	14	2	0	0	0	0	0	0	20	0	159	188	33	7	2	0	3	2	172	81	9	0	6	55	40
% AGE				3.10	0.44	0.00	0.00	0.00	0.00	0.00	0.00	4.42	0.00	35.18	41.59	7.30	1.55	0.44	0.00	0.66	0.44	38.05	17.92	1.99	0.00	1.33	12.17	8.85
2ND Fortnight of March, 2026	397	2576	1027	22	0	0	0	0	0	0	0	26	0	161	170	36	6	6	0	0	159	64	7	2	4	60	46	
% AGE				5.54	0.00	0.00	0.00	0.00	0.00	0.00	0.00	6.55	0.00	40.55	42.82	9.07	1.51	1.51	0.00	0.00	40.05	16.12	1.76	0.00	1.01	15.11	11.59	



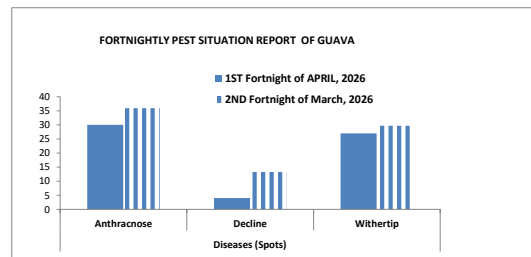
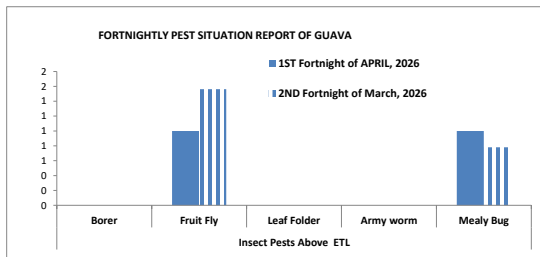
B- FORTNIGHTLY PEST SITUATION REPORT OF MANGO

	Spots Visited	Area Surveyed (Acres)	Area Affected (Acres)	Insect Pests (Spots) Above ETL								Insect Pests (Spots) Below ETL								Diseases (Spots)				
				Fruit Borer	Tip Borer	Thrips	Hopper	Fruit fly	Scales	Galls/Midges	Mealy Bug	Fruit Borer	Tip Borer	Thrips	Hopper	Fruit fly	Scales	Galls/Midges	Anthracnose	Powdery Mildew	Malformation	Gummosis	Decline	
1ST Fortnight of APRIL, 2026	354	4188	3035	0	0	8	30	0	1	0	7	0	0	109	192	0	111	120	269	25	253	63	30	
% AGE				0.00	0.00	1.85	6.94	0.00	0.23	0.00	1.62	0.00	0.00	25.23	44.44	0.00	25.69	27.78	62.27	5.79	58.56	14.58	6.94	
2ND Fortnight of March, 2026	405	5177.5	3192.5	0	0	2	2	0	0	1	4	0	0	21	165	0	158	176	292	27	283	45	40	
% AGE				0.00	0.00	0.46	0.46	0.00	0.00	0.23	0.93	0.00	0.00	4.86	38.19	0.00	36.57	40.74	67.59	6.25	65.51	10.42	9.26	



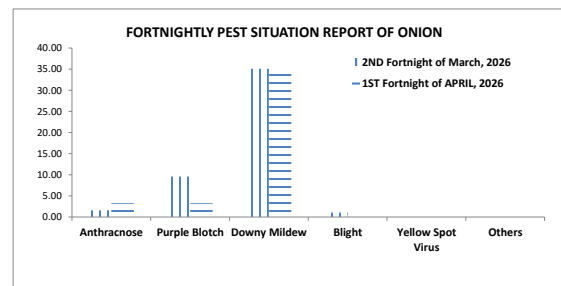
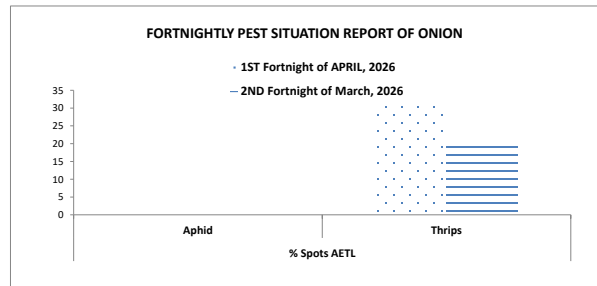
C- FORTNIGHTLY PEST SITUATION REPORT OF GUAVA

	Spots Visited	Area Surveyed (Acres)	Area Affected (Acres)	Insect Pests (Spots)									Diseases (Spots)		
				Insect Pests Above ETL					Insect Pests Below ETL				Anthracnose	Decline	Withertip
				Borer	Fruit Fly	Leaf Folder	Army worm	Mealy Bug	Borer	Fruit Fly	Leaf Folder				
1ST Fortnight of APRIL, 2026	110	448	161	0	1	0	0	1	0	30	0	30	4	27	
% AGE				0	0.91	0.00	0.00	0.91	0.00	27.27	0.00	27.27	3.64	24.55	
2ND Fortnight of March, 2026	128	476	211	0	2	0	0	1	2	45	0	46	17	38	
% AGE				0	1.56	0.00	0.00	0.78	1.56	35.16	0.00	35.94	13.28	29.69	



D- FORTNIGHTLY PEST SITUATION REPORT OF ONION

	No. of Spots	Area Surveyed (Acre)	% Spots AETL		% Spots BETL		% Spots of Diseases					
			Aphid	Thrips	Aphid	Thrips	Anthracnose	Purple Blotch	Downy Mildew	Blight	Yellow Spot Virus	Others
			1ST Fortnight of APRIL, 2026	188	480	0	32	2	117	3	18	66
% AGE			0.00	17.02	1.06	62.23	1.60	9.57	35.11	1.06	0.00	0.00
2ND Fortnight of March, 2026	183	507	0	36	0	126	6	6	63	1	0	0
% AGE			0.00	19.67	0.00	68.85	3.28	3.28	34.43	0.55	0.00	0.00



DISTRICT	CROPS	No. of Spots	Area Surveyed (Acre)	Area Affected (Acre)	INSECT PEST/ DISEASE	AFFECTED LOCALITIES/ AREA IN ACRES					Total No. of Beneficials	
						ABOVE ETL LOCALITIES	No. of Spots Above ETL (Hot Spots)	AREA IN ACRES	BELOW ETL LOCALITIES	No. of Spots Below ETL		AREA IN ACRES
	Tori	1	1	1	Aphid				Sarray	1	1	
	Tori				Downy Mildew	Sarray	1	1				
	Berseem	23	25	7	Armyworm	Khan Pur Marra, Peer Tannu, Wahi Rikki, Wahi Bhakkar. Chak 85, Chak 69	6	6				127
	Berseem				Mosaic	Khan Pur Maral, 7MR	2	2				
Khanewal	Arum	3	13	3	Armyworm	Jamesabad	1	2				
	Arum				Aphid				Hayatpur	1	1	
	Bottle Guard	1	1	1	Whitefly				131/15L	1	1	
	Cabbage	2	2	2	Aphid				Hayatpur, 131/15L	2	2	
	Cabbage				Armyworm				Soman, Ali Pur Sadat, Obavra Janubi.86M	5	14	
	Chillies	3	3	3	Whitefly				124/15L	1	1	
	Chillies				Wilt	150/10R	1	1				
	Chillies				CLCV	125/15L	1	1				
	Corriander	1	1									
	Okra	4	6	4	Jassid				77/10R	1	1	
	Okra				Whitefly				Jodhpur, Choparhata, Chak Sher Khan	3	3	
	Pea	1	1	1	Downy Mildew	131/15L	1	1				
	Pumpkin	2	4	2	Beetle				Chak Sher Khan	1	1	
	Pumpkin				Whitefly				Chak Sher Khan, 131/15L	2	2	
	Pumpkin				Downy Mildew	131/15L	1	1				
	Spinach	1	1	1	Armyworm	131/15L	1	1				
	Tomato	5	8	3	Fruit Borer				Hayatpur, Nabipur	3	5	
	Tomato				Whitefly				Hayatpur, Nabipur	2	2	
	Tomato				Aphid				hayatpur	1	1	
	Tomato				Downy Mildew	hayatpur	1	1				
	Vegetable Marrow	1	1	1	Whitefly				131/15L	1	1	
	Berseem	58	71	14	Armyworm	80, 167, 72/10R, Moza Vinoi	4	4				105
	Berseem				Aphid				84, 170, 141/10R, 15/8R, Jodhpur, Ada balochan, Nabipur	9	9	
	Berseem				Root rot	80/10R, jodhpur, Kabirwala Dehat	3	3				

DISTRICT	CROPS	No. of Spots	Area Surveyed (Acre)	Area Affected (Acre)	INSECT PEST/ DISEASE	AFFECTED LOCALITIES/ AREA IN ACRES						Total No. of Beneficials
						ABOVE ETL LOCALITIES	No. of Spots Above ETL (Hot Spots)	AREA IN ACRES	BELOW ETL LOCALITIES	No. of Spots Below ETL	AREA IN ACRES	
Vehari	Cucumber	5	15	15	Jassid				Fadda, 39/WB, Arrain Wahin	3	5	
	Cucumber				Aphid				39/WB, Fadda, Dhodha	3	6	
	Okra	1	1	1	Jassid				50/KB,	1	1	
	Pumpkin	1	1	1	Whitefly				50/KB	1	1	
	Spinach	3	4	4	Army Worm				11/WB, 13/WB	2	3	
	Spinach				Aphid				11/WB	2	2	
	Bottle Guard	4	18	11	Whitefly				Arrain Wahin, 493/EB,	3	10	
	Berseem	14	16									
	Berseem				FRUIT FLY				493/EB,	1	2	
Lodhran	Bitter Gourd	2	6	0								
	Brinjal	1	2	1	Fruit Borer				Dargah Pur	1	1	
	Brinjal				Jassid				Dargah Pur	1	1	
	Chillies	14	22	12	Aphid				Dargah Pur, Khanwah Ghalwan, Qureshi Wala, 99/M, Dhanote, Qadir Pur Dhakoo, Kabir Wah, Hamble Wala, Ali Pur Kanju	11	11	
	Chillies				Jassid				Dargah Pur, Khanwah Ghalwan, Qureshi Wala, Kalu Wala, 99/M, Dhanote, Qadir Pur Dhakoo, Kabir Wah, Hamble Wala, Ali Pur Kanju	11	11	
	Chillies				Whitefly				Kalu Wala, Hamble Wala	2	2	
	Cucumber	10	26	15	Whitefly				Dargah Pur, Dhanote, Jamrani Wah, Rappar	10	15	
	Cucumber				Mites				Dhanote, Rappar	3	5	
	Cucumber				Downy Mildew	Dargah Pur, Dhanote, Jamrani Wah, Rappar	9	14				
	Cucumber				Blight	Dhanote	1	1				
	Pumpkin	1	2	0								
	Okra	11	24	16	Jassid				Chak Himta, Thada Thaheem, Kot Lal Shah, Dargah Pur, Qureshi Wala, Sumra, 99/m, 36/M, Dhanote	11	16	
	Okra				Whitefly				Chak Himta, Thada Thaheem, Dargah Pur	3	6	

DISTRICT	CROPS	No. of Spots	Area Surveyed (Acre)	Area Affected	INSECT PEST/ DISEASE	AFFECTED LOCALITIES/ AREA IN ACRES					Total No. of Beneficials	
				(Acre)		ABOVE ETL LOCALITIES	No. of Spots Above ETL (Hot Spots)	AREA IN ACRES	BELOW ETL LOCALITIES	No. of Spots Below ETL		AREA IN ACRES
	Tomato	2	7	2	Tomamto Fruit Borer				Suchan	1	2	0
Okara	Sponge gourd	1	1									
	Cabbage	2	22									
	Chillies	1	10									
	Berseem	102	213	43	Root Rot	23/1RB, Doula Pukhta, 34/GD, Thatta Channu, 5/4-L, Chak 6/4-L, 27/2-R, 4/4-L Mupalkay, 12/1L, 29/D, Thakat Singh, Kale singh Wala	14	43				
	Strawberry	1	2									
	Pumpkin	1	1									
	Sponge gourd	1	3									
	Sponge gourd	1	1									
	Spinach	1	10									
	Tomato	1	10									
Bahawalpur	Brinjal	1	2	2	Jassid				Bux Mahar	1	2	
					Fruit Borer				Bux Mahar	1	2	
	Cauliflower	2	3	2	W.Fly				Bux Mahar	2	2	
					Army Worm	Bux Mahar	1	1				
	Chillies	3	3	3	W.Fly				5 BC, Fattuwali	3	3	
					Jassid				Fattuwali	1	1	
					Aphid				5 BC, Fattuwali	2	2	
	Corriander	1	1									
	Garlic	1	1									
	Okra	4	7	7	W.Fly				05 BC, Hoot Wala, Bux Mahar, Fattuwali	4	7	
					Jassid				05 BC, Hoot Wala, Fattuwali	3	6	
					Aphid				Fattuwali	1	2	
	Round Gourd	2	3	1	White Fly				Bindra	1	1	
	Sponge Gourd	2	2	2	White Fly				Bindra, Bux Mahar	2	2	
	Tomato	2	2	2	w.fly				Bux Mahar	2	2	
	Barseem	43	54	9	Army Worm	Mari Meer Muhammad, H, 17 FW, 18 FW, abib Mission, Sui Vehar, Noor Pur, 6 BC, Bakri, Sher Garwan, Dera Izzat, Hoot Wala, Khanqah Sharif,10 BC, 8 BC,Fattuwali, 58 F, Shaikh Wahan, 64 F, 86 F,60 F, 61 F, 12 FW, 11 DNB, 121 DNB, 41 DB, Wahi Qadir Dena, Goth Raza, Rasheed Abad	18	15				
	Lucern	13	18	2	Army Worm	Mari Meer Muhammad, 59 F	2	4				
	Millet	2	2									
	Sorghum	1	1									
	Sunflower	2	11	11	Aphid				Fattuwali	2	11	

DISTRICT	CROPS	No. of Spots	Area Surveyed (Acre)	Area Affected (Acre)	INSECT PEST/ DISEASE	AFFECTED LOCALITIES/ AREA IN ACRES					Total No. of Beneficials	
						ABOVE ETL LOCALITIES	No. of Spots Above ETL (Hot Spots)	AREA IN ACRES	BELOW ETL LOCALITIES	No. of Spots Below ETL		AREA IN ACRES
					White Fly				Fattuwali	2	11	
					Jassid				Fattuwali	2	11	
Bahawalnagar	Beans	1	1	1	Aphid				272HR	1	1	
					Whitefly				272HR	1	1	
	Bitergourd	1	1	1	Whitefly				50/4R	1	1	
	Brinjal	5	5	5	Aphid				272HR, 50/4R	2	2	
					Whitefly				50/4R, 272HR, 270HR	5	5	
					Fruit Borer				272HR, 270HR	2	2	
	Chillies	1	1									
	Garlic	1	1									
	Okra	1	1	1	Whitefly				272HR	1	1	
					Aphid				272HR	1	1	
	Spong Gourd	1	1	1	Whitefly				Khiderpur	1	1	
	Pumpkin	4	3	3	Whitefly				50/4R, 48F	2	2	
					Aphid				272hr, 50/4R	2	2	
	Spinach	1	1	1	Armyworm	Khiderpur	1	1				
					Whitefly				Khiderpur	1	1	
	Tinda Gourd	4	4	4	Aphid				Khiderpur, Basti noshai	2	2	
					Whitefly				RatiRampura, Khiderpur, 48F, Basti noshai	4	4	
					Fruitfly				48F	1	1	
	Tomato	1	1	1	Leaf minor				Qateerabad	1	1	
					Whitefly				Qateerabad	1	1	
	Berseem	6	6	5	Aphid				Qateerabad, 44f, 50/4r, 69/r, chakuka	5	5	
					Root Rot	44F	1	1				
	Lucern	19	19	10	Aphid				Basti noshai, 44f, 50/4r, 201/9r, 174/7R, 199/8R, Chakuka, Ahloka	10	10	
					Root Rot	Hussainabad, Ahloka	2	2				
	Guava	9	19	13								
	Citrus	16	35	27								
	Mango	6	8	6								
R.y.Khan	Barseem	24	39									
	Lucerne	1	1									
	Bitter gourd	1	1	1	Fruit Fly	Bindoor	1	1				
					White Fly				Bindoor	1	1	
					Jassid				Bindoor	1	1	
	Brinjal	1	1	1	Fruit Borer				Hakra	1	1	

DISTRICT	CROPS	No. of Spots	Area Surveyed (Acre)	Area Affected (Acre)	INSECT PEST/ DISEASE	AFFECTED LOCALITIES/ AREA IN ACRES						Total No. of Beneficials
						ABOVE ETL LOCALITIES	No. of Spots Above ETL (Hot Spots)	AREA IN ACRES	BELOW ETL LOCALITIES	No. of Spots Below ETL	AREA IN ACRES	
	Chillies	6	6	6	Aphid				M/ Ghalwan	1	1	
					Thrips				M/ Ghalwan, M/ tibi Arain, Beli Janubi	5	5	
	Coriender	1	1									
	Okra	3	4	3	Jassid	Moza Kotla Laal Shah	1	1	Moza Kotla Laal Shah	1	1	
					Aphid				M/Tiba Sharqi	1	1	
	Pumpkin	6	15	6	Thrips				M/ Mutferqa, M/ Ghalwan	2	2	
					Red Pumpkin Beetle				M/ tibi Arain, Moza Qadir Pur Chajra, Beli Janubi, M/ Ghalwan	4	4	
	Ridge Gourd	1	2									
	Tomato	10	10	10	Borer				Jagatpur, Derag, Beli Janubi	3	3	
					Aphid				M/ tibi Arain, M/ Ghalwan, M/150/ml	5	5	
					Leaf Miner				M/ Ghalwan	1	1	
Rajanpur	Berseem	167	168	9	Aphid				Allahabad Sharqi, Muhammadpur, Aqilpur, Kotla Qaim, Shikarpur	9	9	
	Spinach	2	2									
	Brinjal	3	3	2	Jassid	Rajanpur II	2	2				
	Garlic	1	1									
	Cucumber	4	5	1	Aphid				Tatarwala	1	1	
	Pumpkin	3	3	1	Aphid				Nawan Sheher	1	1	
	Okra	5	7									
	Ridgegourd	2	3	1	Whitefly				Nawan Begraj	1	1	
	Chillies	3	16	3	Thrips				Nawan Sheher, Tatarwala	2	3	
	Tomato	2	2	1	Borer				Tatarwala	1	1	
					Whitefly							
	Cabbage	1	1	1	Aphid				Rajanpur II	1	1	
	Cauliflower	3	3	2	Aphid				Rajanpur I, Rajanpur II	2	2	
Bhakkar	Berseem	11	13.1									
	Cabbage	1	2	1	SEMI LOOPER				Mouza Gorcha Nashaib UC Mulanwali	1	2	
	Canola	10	21.5	5	Aphid				Dula Guda,Chah Nibaywala,Lachmanwala, Kanjen Nashaib	5	5	
	Cauliflower	1	2									
	Lucern	11	8.3	0.8	SEMI LOOPER				216TDA,Luchmanwala	2	0.8	
	Musk Melon	8	11.5		Red Pumpki Beetle				Wig Sadar	2	3	
	Water Melon	12	18.9	2	Red Pumpki Beetle				Wig Sadar	3	2	

DISTRICT	CROPS	No. of Spots	Area Surveyed (Acre)	Area Affected	INSECT PEST/ DISEASE	AFFECTED LOCALITIES/ AREA IN ACRES					Total No. of Beneficials	
				(Acre)		ABOVE ETL LOCALITIES	No. of Spots Above ETL (Hot Spots)	AREA IN ACRES	BELOW ETL LOCALITIES	No. of Spots Below ETL		AREA IN ACRES
	Fenugreek	5	0.5									
	Fig	3	0.3									
	Fodder	1	0.5									
	Garlic	26	6.7	0.8	Thrips				Dhoke Nallah, Gaji Mohallah Maskeenabad UC Wah, Jameelabad UC Jalala, Malikabad, Mohra Shah Wali Shah, Moza channi awan, Thatta Khalil, Tootian	8	0.8	2
				0.2	Botrytis	Khadiot	1	0.2				
	Gourd	5	1.2	0.2	Red Pumpkin Beetle				Hussainabad, New Gulistan Wah Cantt	2	0.2	4
	Grapes	5	1.1									
	Jaman	5	0.7									4
	Kulfa	1	0.3									
	Lemon	2	0.2	0.1	Leaf Minor				Maniban mankiala	2	0.1	
				0.1	Canker	Maniban mankiala	2	0.1				
	Lettuce	2	0.2									
	Loquat	4	0.5									3
	Lucerene	2	1.1									
	Lychee	2	6.4									2
	Mint	7	0.9									
	Mustard	6	1.3	0.3	Aphid				Adiyala, Mohra Khatran	2	0.3	4
	Oat	16	6.2	0.6	Aphid				Dhoke Nallah, Ghazi Kohli, Mohallah Maskeenabad, Mohra Shah Wali Shah, Thatta Khalil, Tootian	6	0.6	8
	Papaya	2	0.2									
	Peach	9	2.0									7
	Pear	1	0.2									
	Plum	1	0.1									
	Pomegranate	3	0.6									
	Pumpkin	1	1.0									
	Radish	11	1.5									
	Rapeseed	2	0.2	0.1	Aphid				Maniban mankiala	1	0.1	1
	Rose	2	5.0									
	Shatala	1	0.1									
	Spinach	48	15.5	0.2	Leaf spot	Adiyala	1	0.2				2

DISTRICT	CROPS	No. of Spots	Area Surveyed (Acre)	Area Affected (Acre)	INSECT PEST/ DISEASE	AFFECTED LOCALITIES/ AREA IN ACRES						Total No. of Beneficials
						ABOVE ETL LOCALITIES	No. of Spots Above ETL (Hot Spots)	AREA IN ACRES	BELOW ETL LOCALITIES	No. of Spots Below ETL	AREA IN ACRES	
	Tinda	5	3.9	0.3	Red Pumpkin Beetle				Jameelabad, New Gulistan Wah Cantt, Tootian UC Usman Khattar	3	0.3	4
	Tomato	19	11.5	0.1	Fruit Borer				Mohallah Chak Muzafarabad Wah	1	0.1	8
				0.1	Leaf Miner				Kahuta	1	0.1	
	Turnip	12	2.4									
Chakwal	Apricot	4	2.3	0.25	Gummosis	Sarwarabad, Dalilpur	2	0.25				
	Avocado	1	2.0									
	Berseem	34	14.0	1.375	Root Rot, Aphids	Kallar Kahar, Chittal, Dalilpur	3	0.375	Dalilpur	1	1	
	Bittergourd	1	0.3									
	Brinjal	8	5.1									
	Capsicum	13	8.5	0.25	Jassids				Pichnand, Malakwal	2	0.25	
	Cauliflower	7	5.0	0.125	Aphids				Dalilpur	1	0.125	
	Chillies	14	5.750									
	Corriander	11	4.4									
	Cucumber	5	3.4	0.25	RPB				Dalilpur, Dulmial	2	0.25	
	Garlic	24	18.6	2.125	Thrips, Stem Blight	Manwal, Kot Chaudhary, Akwal, Jhatala	4	0.5	Khan Pur, Kot Chaudary, Pichnand, Kot Ghullah, Bilal abad, Dhok Mariyan, Kotehra, Tai	8	1.625	
	Grapes	1	3.0									
	Lemon	1	2.0									
	Lettuce	1	0.1									
	Louqat	3	2.3									
	Lucern	10	2.9									
	Melon	3	13.0	1	RPB				Sehgalabad	1	1	
	Oat	41	20.6									
	Okra	8	3.0	0.375	Jassids				Dhok Jhugi Abadi, Malakwal	2	0.375	
	Peach	4	4.8	1	Gummosis	Dalilpur	1	1				
	Peach	2	1.5									
	Plums	3	3.1									
	Pomegranate	3	2.3									
	Pumpkin	6	1.5	0.5	RPB				Manwal, Dhok Jhugi abadi, Malakwal, Mustafa abad	4	0.5	
	Tinda	5	2.9	0.5	Aphids				Malakwal, Kotehra	2	0.5	
	Tomato	3	0.8	0.25	Leaf miner				Malakwal, Jhatala	2	0.25	
	Toori	2	0.6									
	Water melon	4	3.0	0.625	RPB	Malakwal	1	0.5	Malakwal	1	0.125	
Jhelum	Apple	2	0.3									
	Apricot	2	0.2									
	Avocado	2	0.2									
	Banana	2	0.2									2
	Bell Pepper	7	2.9									
	Berseem	36	31.2	0.5	Aphid				Sohawa	1	0.5	3
	Bittergourd	6	1.7									2
	Cabbage	1	1.0									
	Capsicum	6	2.2									1
	Cauliflower	8	4.2									
	Chiko	2	0.4									
	Chillies	4	1.1									
	Coriander	23	7.1									
	Cucumber	4	1.7									1
	Falsa	1	0.1									
	Fenugreek	1	0.1									1
	Fig	2	0.2									
	Fodder	34	37.0	2.25	Aphid				Sohawa, pakhwal, aima	3	2.25	4
	Garlic	10	5.6									
	Grapes	3	0.7									
	Lemon	3	0.4	0.2	Leaf miner				Bala gujran	2	0.2	2
	Melon	3	2.5	1.5	Thrips				Matial, Bala gujran	2	1.5	3

DISTRICT	CROPS	No. of Spots	Area Surveyed (Acre)	Area Affected (Acre)	INSECT PEST/ DISEASE	AFFECTED LOCALITIES/ AREA IN ACRES						Total No. of Beneficials
						ABOVE ETL LOCALITIES	No. of Spots Above ETL (Hot Spots)	AREA IN ACRES	BELOW ETL LOCALITIES	No. of Spots Below ETL	AREA IN ACRES	
Jhang	Barseem	151	368	7	Armyworm	Korian, Mandi Shah Jewna, Sultan Bahoo	4	7				
	Brinjal	1	2									
	Chilli	1	5									
	Cucumber	1	2									
	Lady finger	1	1									
	Tomato	1	2									
TTSingh	Barseem	83	128.5	7	R.Root	260,163qb,242jb,354jb	4	7				
	Mustard	1	3									
	Chilli	2	6									
	Brinjal	2	3	2					431,435JB	2	2	
	Cucumber	3	4	1	D.Milldew	431JB	1	1				
					Wfly				431JB	1	1	
	Okra	11	16.25	1.5	Jassid				725qb	1	0.5	
					Aphid				725qb	1	1	
					ABW				725qb	1	1	
	Water Melon	2	6.5	2	Wfly				725qb	1	2	
	Tomato	1	1									
	Sesame	1	10									
	Lahore	Berseem	28	115	1	Rootning	Pandoki	1	1			
Bitter gourd		2	3									
Cabbage		7	17									
Capsicum		11	22	1	Aphid				Manqa Uthar	1	1	
Carrot		6	26									
Chillies		2	5									
Corriander		2	3									
Cucumber		3	4									
Fenugreek		2	4									
Okra		2	2									
Pumpkin		1	1									
Oat		1	2									
Sponge gourd		3	4									
Sponge gourd		4	7									
Squash		2	4									
Sugarcane		1	4	1	Black bug				Tarray	1	1	
Tomato		2	3									
Kasur	Anjre	1	3	3	Mealy Bug	Theeng Chak.07	3	3				
	Berseem	40	59	13	Army worm, White M	Dholan, Kailo, Cheena Hithard, Kull, Talwendi, Chak.60, Dhariwaal, Sanghat singh wala, Rakh Dhala,Qutba,Dhako, Burj Attari.	12	13				
	Cabbage	1	1									
	Chillies	2	2	1	Collar rot	Sanghat singh wala	1	1				
	Beans	2	3	2	Aphid				Mudkey Dhariwal, Chak.55	2	2	
	Beans	2	3	2	Fruit fly				Gillan	1	2	
	Mint	1	1									
	Oat	16	20	1	Amrican bolworm	Todypur	1	1				
	Raddish	1	1									
	Roses crop	3	7		Thrips,Black spots	Sajjowaal	1	1	Sajjowaal	2	2	
	Raddish	5	7									
	Spinach	2	2									
	Sugar beet	1	1									
	Tobbacco	2	5	5	Aphid				Chak.07,	2	5	
	Tomato	4	5		Tomato fruit borer, Virus, Aphid	Basti Chak.30	2	2	Basti Chak.30	1	1	
Sheikhupura	Cucumber	1	1									
	Berseem	126	235	8	Army Worm	Tibba Khokhran Da,Nanghal Khurd,Akbariyan,Booch, Hatcher	5	8				

DISTRICT	CROPS	No. of Spots	Area Surveyed (Acre)	Area Affected (Acre)	INSECT PEST/ DISEASE	AFFECTED LOCALITIES/ AREA IN ACRES						Total No. of Beneficials
						ABOVE ETL LOCALITIES	No. of Spots Above ETL (Hot Spots)	AREA IN ACRES	BELOW ETL LOCALITIES	No. of Spots Below ETL	AREA IN ACRES	
	Watermelon	8	9	6.5	Blight, Anthracnose, Wilt, Downy Mildew, Aphid	Kot Shabbir	4	6	Duleki	1	0.5	
	Watermelon	9	34	1	Downy Mildew							
	Sugarcane	1	0.5									
	Tobacco	8	10									
M.B.Din	Berseem	169.25	163	12	Root Rot	BohatChorund, Mangat, Bahu, Chaito, Balhar, Lukhnewala, Bhikhi Sharif, Rukkan, Bar Musa	10	12				
	Canola	4	3.5									
	Pumpkin	1	5	3	Red Pumpkin Beetle				Jhulana	1	3	
	Sponge gourd	1	2									
	Raddish	10	9									
	Tobacco	11	7	2	Aphid, Tobacco Caterpillar				Shaheedanwali, Lukhnewala, Jhulana, Bosal	4	2	
TOTAL		4321	6460.59	1042.68			302	438.88		584	829.80	542