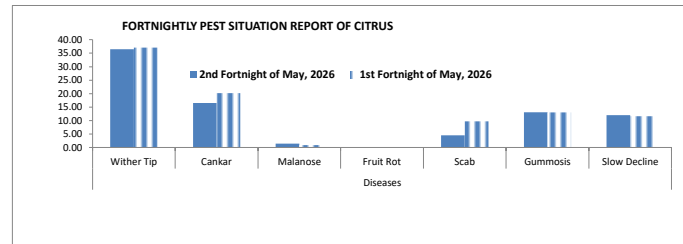
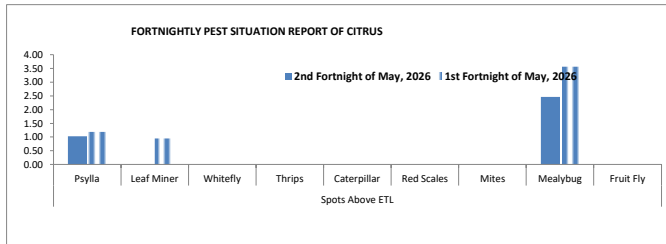


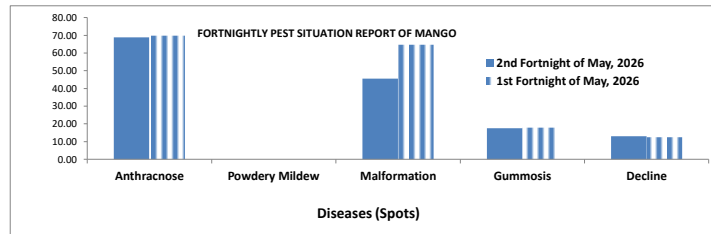
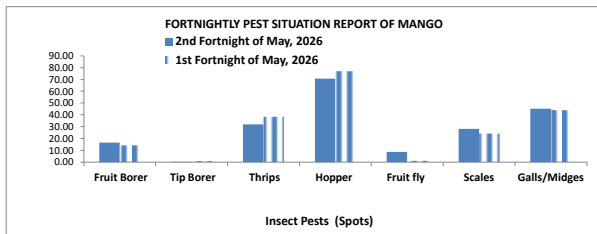
A- FORTNIGHTLY PEST SITUATION REPORT OF CITRUS

	Spots Visited	Area Surveyed (Acres)	Area Affected (Acres)	Spots Above ETL									Spots Below ETL									Diseases					
				Psylla	Leaf Miner	Whitefly	Thrips	Caterpillar	Red Scales	Mites	Mealybug	Fruit Fly	Psylla	Leaf Miner	Whitefly	Thrips	Caterpillar	Red Scales	Mites	Fruit Fly	Wither Tip	Cankar	Malanose	Fruit Rot	Scab	Gummosis	Slow Decline
2nd Fortnight of May, 2026	488	2572	1110	5	0	0	0	0	0	0	12	0	108	209	22	27	9	0	10	0	178	81	7	0	22	64	59
% AGE				1.02	0.00	0.00	0.00	0.00	0.00	0.00	2.46	0.00	22.13	42.83	4.51	5.53	1.84	0.00	2.05	0.00	36.48	16.60	1.43	0.00	4.51	13.11	12.09
1st Fortnight of May, 2026	421	2174	1008	5	4	0	0	1	0	0	15	0	127	181	12	24	17	3	0	0	156	85	4	0	41	55	49
% AGE				1.19	0.95	0.00	0.00	0.00	0.00	0.00	3.56	0.00	30.17	42.99	2.85	5.70	4.04	0.71	0.00	0.00	37.05	20.19	0.95	0.00	9.74	13.06	11.64



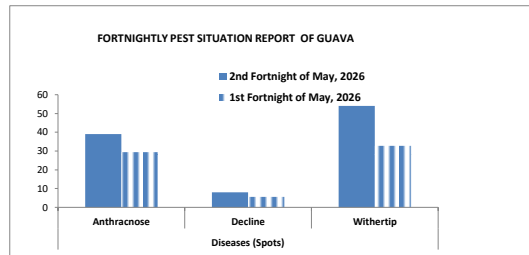
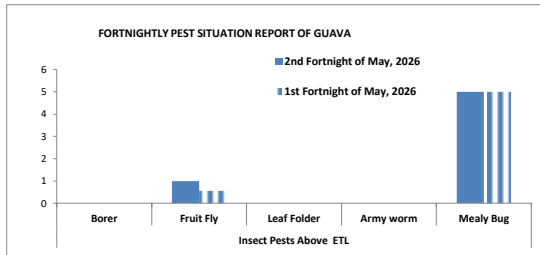
B- FORTNIGHTLY PEST SITUATION REPORT OF MANGO

	Spots Visited	Area Surveyed (Acres)	Area Affected (Acres)	Insect Pests (Spots) Above ETL								Insect Pests (Spots) Below ETL								Diseases (Spots)				
				Fruit Borer	Tip Borer	Thrips	Hopper	Fruit fly	Scales	Galls/Midges	Mealy Bug	Fruit Borer	Tip Borer	Thrips	Hopper	Fruit fly	Scales	Galls/Midges	Anthraxnose	Powdery Mildew	Malformation	Gummosis	Decline	
2nd Fortnight of May, 2026	412	5487	3472	3	0	0	16	0	0	0	1	68	1	131	291	36	116	186	284	0	188	72	54	
% AGE				0.73	0.00	0.00	3.88	0.00	0.00	0.00	0.24	16.50	0.24	31.80	70.63	8.74	28.16	45.15	68.93	0.00	45.63	17.48	13.11	
1st Fortnight of May, 2026	464	7149	4279	0	0	2	46	0	0	1	7	66	4	178	357	5	112	204	324	0	300	83	58	
% AGE				0.00	0.00	0.43	9.91	0.00	0.00	0.22	1.51	14.22	0.86	38.36	76.94	1.08	24.14	43.97	69.83	0.00	64.66	17.89	12.50	



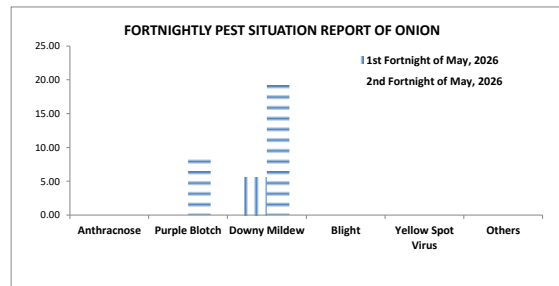

C- FORTNIGHTLY PEST SITUATION REPORT OF GUAVA

	Spots Visited	Area Surveyed (Acres)	Area Affected (Acres)	Insect Pests (Spots)									Diseases (Spots)		
				Insect Pests Above ETL					Insect Pests Below ETL				Anthracnose	Decline	Withertip
				Borer	Fruit Fly	Leaf Folder	Army worm	Mealy Bug	Borer	Fruit Fly	Leaf Folder				
2nd Fortnight of May, 2026	152	596	217	0	1	0	0	5	0	21	0	39	8	54	
% AGE				0	0.66	0.00	0.00	3.29	0.00	13.82	0.00	25.66	5.26	35.53	
1st Fortnight of May, 2026	180	716	318	0	1	0	0	9	0	30	0	53	10	59	
% AGE				0	0.56	0.00	0.00	5.00	0.00	16.67	0.00	29.44	5.56	32.78	



D- FORTNIGHTLY PEST SITUATION REPORT OF ONION

	No. of Spots	Area Surveyed (Acre)	% Spots AETL		% Spots BETL		% Spots of Diseases					
			Aphid	Thrips	Aphid	Thrips	Anthracnose	Purple Blotch	Downy Mildew	Blight	Yellow Spot Virus	Others
			2nd Fortnight of May, 2026	18	16	0	0	0	7	0	0	1
% AGE			0.00	0.00	0.00	38.89	0.00	0.00	5.56	0.00	0.00	0.00
1st Fortnight of May, 2026	111	287	0	2	0	62	0	10	22	0	0	0
% AGE			0.00	1.80	0.00	55.86	0.00	9.01	19.82	0.00	0.00	0.00



PEST SITUATION OF FIELD CROPS, VEGETABLES & ORCHARDS FOR 2nd FORTNIGHT OF May 2026

DISTRICT	CROPS	No. of Spots	Area Surveyed (Acre)	Area Affected (Acre)	INSECT PEST/ DISEASE	AFFECTED LOCALITIES/ AREA IN ACRES						Total No. of Beneficials
						ABOVE ETL LOCALITIES	No. of Spots Above ETL (Hot Spots)	AREA IN ACRES	BELOW ETL LOCALITIES	No. of Spots Below ETL	AREA IN ACRES	
Multan	Brinjal	1	1	1	Jassid				Karmo Wali	1	1	
	Brinjal				Whitefly				Karmo Wali	1	1	
	Brinjal				Fruit borer				Karmo Wali	1	1	
	Bitter Gourd	6	8	6	Downy Mildew	Chatta, Karmi Wlai, Ali Pur Sadat, Ghazi Pur	4	4				
	Bitter Gourd				Fruifly				Sarray	1	1	
	Bitter Gourd				Whitefly				Chatta, Qasba Salis,	6	6	
	Pumpkin	1	1	1	Whitefly				Qasba Sani	1	1	
	Pumpkin				Jassid				Qasba Sani	1	1	
	Cucumber	2	23	8	Jassid				Chatta	1	3	
	Cucumber				Downy Mildew	Chatta	2	8				
	Cucumber				Whitefly				Chatta	2	8	
	Bitter Gourd	3	3	3	Whitefly				Qasba Slais, Sarray, Ali Pur Sadat	3	3	
	Bitter Gourd				Downy Mildew	Qasba Slais, Sarray	2	2				
	Tomato	5	26	6	Borer	Rasool Pur	1	1	Shah Pur Ubha	1	1	
	Tomato				Whitefly				Alamgeer, Kotla, Rasool Pur	4	5	
	Tomato				LCV	Rasool Pur	1	1				
	Tomato				Fruitworms	Kotla	1	1				
	Tomato				Mosaic	Alamgeer	1	1				
	Tomato				Blight	Kotla, Alamgeer	2	3				
	Chillies	9	20	10	Whitefly				Chatta, Qasba Salis, Jhok Gammu, Karmo Wali	5	5	
	Chillies				Jassid				Qasba Salis, Jhok Gammu	2	2	
	Chillies				Armyworm	Shah Pur Ubha	1	1				
	Chillies				LCV	Chatta, Qasba Salis, Jhok Gammu	4	4				
	Chillies				Anthraxnose	Mahra	1	1				
	Chillies				Termite				Karmo wali	1	1	

DISTRICT	CROPS	No. of Spots	Area Surveyed (Acre)	Area Affected	INSECT PEST/ DISEASE	AFFECTED LOCALITIES/ AREA IN ACRES						Total No. of Beneficials
				(Acre)		ABOVE ETL LOCALITIES	No. of Spots Above ETL (Hot Spots)	AREA IN ACRES	BELOW ETL LOCALITIES	No. of Spots Below ETL	AREA IN ACRES	
	Chillies				Thrips				Chatta,Qasba Salis, Jhok Gammu,Mahra, Karmo Wali	6	7	
	Okra	8	19	8	Jassid	Pirhar	1	1	Rang Ali, Qasba Sani, Jhok Gammu, Mirahli Whane, Thekian, Ali Pu Saddat	7	7	
	Okra				Whitefly				Mirahli Wahn,Thekian, Ali Pur Sdadat	3	3	
	Okra				SBW				Mirahli Wahan.	1	1	
	Mung Bean	2	2	2	Whitefly				Shujat Pur, Shha Rasul	2	2	4
	Mung Bean				Mosaic Virus	Shujat Pur, Shha Rasul	2	2				
	Lucern	2	2	1	Armyworm	Kotli Niiabat	1	1				12
	Jantar	2	2									14
	Berseem	10	10	3	Armyworm	Muhamamd Sadiq, Sher Singh	2	2				64
	Berseem				Mosaic	Muhamamd Sadiq, Buzdar Wala	2	2				
Khanewal	Arum	3	32	10	Armyworm	Bhuta Kot	1	4				
	Arum				Whitefly				Bhuta Kot	1	4	
	Bitter Gourd	4	6	5	Jassid				114/15L	1	2	
	Bitter Gourd				Whitefly				39/10R, 114/15L	2	3	
	Bitter Gourd				Leaf Miner				114/15L	1	2	
	Bitter Gourd				Downy Mildew	39/10R, 114/15L	2	3				
	Brinjal	1	1	1	Whitefly				47/15L	1	1	
	Brinjal				Jassid				47/15L	1	1	
	Chillies	2	3	2	Whitefly				114/15L	1	1	
	Chillies				Wilt	150/10R	1	1				
	Chillies				LCV	114/15L	1	1				
	Okra	9	10	9	Jassid				77, 105, 123/10R, Gudara,	9	9	
	Okra				Whitefly				7710R, Gudara, Jodhpur	3	3	
	Pumpkin	4	6	4	Fruit fly				Kohiwala	1	1	
	Pumpkin				Beetle				39/10R, Gudara, Chopahatta, Kohiwala	4	4	
	Pumpkin				Leaf Miner				Kohiwala	1	1	
	Pumpkin				Downy Mildew				Chopahatta, Kohiwala	2	2	
	Round Gourd	1	5	1	Whitefly				131/15L	1	1	
	Round Gourd				Downy Mildew	131/15L	1	1				
	Tomato	7	10	9	Fruit Borer				Nabipur, Kohiwala	2	3	
	Tomato				Whitefly				hayatpur, 150/10R,	6	8	
	Tomato				Fruit Fly				Kohiwala	1	2	
	Tomato				Leaf Miner				Nabipur, Kohiwala,	2	4	
	Tomato				Wilt	150/10R	1	1				
	Tomato				Downy Mildew	Havatpur	1	1				
	Berseem	3	3	1	ArmyWorm	Choperhata	1	1				10
	Jantar	10	10									3
	Mung Bean	3	9	3	ArmyWorm	Jhandeer Kasi	1	1				
	Mung Bean				Wilt	Jhandeer Kasi	1	1				
Vehari	Cucumber	5	10	4	Downy Mildew	Khan Pur, Kotly Mahatam	2	4				
	Tomato	3	5	5	Whitefly				Fadda, Khan Pur	3	5	
	Tomato				Jassid				Fadda	1	3	
	Tomato				ABW				KhanPur	1	1	
	Spinach	1	1	1	Jassid				451/EB	1	1	
	Bitter Gourd	4	18	11	Whitefly				493/EB	2	5	
	Bitter Gourd				Fruit Fly				493/EB	1	2	

DISTRICT	CROPS	No. of Spots	Area Surveyed (Acre)	Area Affected	INSECT PEST/ DISEASE	AFFECTED LOCALITIES/ AREA IN ACRES						Total No. of Beneficials
				(Acre)		ABOVE ETL LOCALITIES	No. of Spots Above ETL (Hot Spots)	AREA IN ACRES	BELOW ETL LOCALITIES	No. of Spots Below ETL	AREA IN ACRES	
	Bitter Gourd				Downy Mildew	Haleem Khichi, MuhammadPur	2	6				
	Cabbage	1	2									
	Chillies	4	6	5	Thrips				Sargana, Kotly Mahatam	2	4	
	Chillies				Whitefly				451/EB	1	1	
	Chillies				Mosaic				451/EB	1	1	
	Gourd	1	2									
	Okra	2	2	1	Jassid				50/KB	1	1	
	Berseem	9	9									
Lodhran	Bitter Gourd	2	19	9	Whitefly				Mujaldi Wala, Jamrani Wah	2	9	
	Bitter Gourd				Fruitfly				Mujaldi Wala, Jamrani Wah	2	9	
	Bitter Gourd				Downy Mildew	Mujaldi Wala, Jamrani Wah	2	9				
	Chillies	34	107	60	Whitefly				Mundhali, Saadullah Pur, Qureshi Wala, Kalu Wala, Hafiz Muhammad Wala, Malik Pur, Khanwah Ghalwah, Danwan, Mujaldi Wala, Thada Thaheem, Haveli Naseer Khan, Dall Wala, Hamble Wala, Bela Wagha, Dhanote, Jamrani Wah, Bhawalgarh, Naseer Di Wahin, Haro Thaheem, Din Pur, Ameer Pur Sadaat, Noor Shah Gillani, Dakhna, Kabir Wah, Gharoo, Muhammad Murad,	34	60	
	Chillies				Thrips				Mundhali, Saadullah Pur,	11	27	
	Chillies				LCV	Mundhali, Saadullah	25	42				
	Chillies				Anthrnose	Saadullah Pur, Kalu Wala,	20	39				
	Cucumber	7	29	15	Whitefly				Mujaldi Wala, Dhanote,	7	15	
	Cucumber				Mites				Mujaldi Wala, Dhanote,	4	12	
	Cucumber				Fruitfly				Mujaldi Wala,	2	7	
	Cucumber				Downy Mildew	Mujaldi Wala, Dhanote,	5	10				
	Cucumber				Anthrnose	Dhanote	2	5				
	Okra	6	9	7	Jassid				Dargah Pur, Thada	6	7	
	Okra				Whitefly				Dargah Pur, Thada	6	7	
	Okra				ABW	Hussaina Abad	1	1				
	Spong Gourd	2	6	4	Whitefly				Mujaldi Wala,	2	4	
	Spong Gourd				Fruitfly				Mujaldi Wala,	2	4	
	Spong Gourd				Downy Mildew	Mujaldi Wala,	2	4				
	Tomato	7	21	12	Whitefly				Saadullah Pur, Haveli	7	12	
	Tomato				Fruitfly				Saadullah Pur, Haveli	7	12	
	Tomato				ABW				Saadullah Pur, Haveli	7	12	
	Tomato				Blight	Saadullah Pur, Haveli	7	12				
	Water Melon	1	3	2	Whitefly				Saadullah Pur	1	2	
	Water Melon				Fruitfly				Saadullah Pur	1	2	
	Water Melon				Downy Mildew	Saadullah Pur	1	2				
	Gawara	1	1	0								
	Mung Bean	7	24	15	ArmyWorm	16/M	1	5				
	Mung Bean				Whitefly				Sandhi Wala,	7	14	14

DISTRICT	CROPS	No. of Spots	Area Surveyed (Acre)	Area Affected	INSECT PEST/ DISEASE	AFFECTED LOCALITIES/ AREA IN ACRES						Total No. of Beneficials
				(Acre)		ABOVE ETL LOCALITIES	No. of Spots Above ETL (Hot Spots)	AREA IN ACRES	BELOW ETL LOCALITIES	No. of Spots Below ETL	AREA IN ACRES	
	Berseem	7	7	0								
Bahawalpur	Bitter Gourd	1	3	3	Downy Mildew	Old Hasilpur	1	3				
					W.fly				Old Hasilpur	1	3	
	Bottle gourd	1	1	1	W.fly				8 DNB	1	1	
	Brinjal	3	3	3	Fruit Borer				Old Hasilpur	1	1	
					W.Fly				Old Hasilpur	2	2	
					Mites				Old Hasilpur	1	1	
	CHILLIES	10	12	10	Jassid				Sahlan, Muhammad Naich	3	3	2
					W.fly				Bindra, Sahlan,	8	8	
					Thrips				Bindra, Sahlan,	8	8	
	Green Legume	1	2	2	W.fly				Bindra	1	2	
	Okra	8	11	8	W.Fly				Jand, Old Hasilpur, Wahi	8	8	3
					Jassid	Jand	1	1	Old Hasilpur, Wahi Dadir	6	6	
					Borer				Jand	1	1	
					Powdery Mildew	Old Hasilpur	1	1				
	Pumpkin	2	2	2	White Fly				Bindra, Old Hasilpur	2	2	
	Ridge Gourd	2	2	2	Mites				Old Hasilpur	1	1	
					Downy Mildew	Old Hasilpur	1	1				
	Round Gourd	2	2	2	w.fly				Khamisa, 136 DNB	2	2	1
					Jassid				Khamisa, 136 DNB	2	2	
	Spong Guard	1	1	1	w.fly				Wahi Qadir Dina	1	1	
	Tomato	3	7	3	w.fly				M. Sharif, Rasool PUR	3	3	4
					Jassid				M. Sharif, Rasool PUR	2	2	
	Jantar	20	28	5	Army Worm	158 NP, Musa Khokar,	5	5				5
	Jawar	8	9									2
	Lucerne	20	24	3	Army Worm	87 F, 61 F, Jand	3	3				5
	Millet	12	11	3	Army Worm	17 FW	1	1				
	Sunflower	2	11									
Bahawalnagar	Beans	3	3	2	Whitefly				272hr, 274hr	2	2	
					Armyworm	55/4r	1	1				
	Brinjal	3	3	3	Whitefly				46F, 3/1R, Chaki, Faqi	3	3	
					Fruit Borer				46F, Chaki Faqi	2	2	
					Jassid				Chaki Faqi	1	1	
					Aphid				46F, Chaki Faqi	2	2	
	Okra	6	6	5	Jassid				Bishnoian	2	2	
					Whitefly				272HR, 270hr, bajak, khraipura	4	4	
	Chili	3	2	2	Whitefly				46F, Azizudin	2	2	
					Thrips				52/4R	1	1	
	Gawar	1	1	1	Whitefly				272hr	1	1	
	Spong Gourd	4	4	2	Whitefly				Qadirpur, 53/4r	2	2	
					Fruitborer				Qadirpur	1	1	
	Pumpkin	5	5	4	Whitefly				46f	1	1	
					Jassid				Qadirpur	1	1	
					Red Pumpkin Beetle				52/4r, 272hr	2	2	
	Tinda Gourd	2	2	2	Whitefly				46F, Usmanpura	2	2	
					Fruit fly				Usman Pura	1	1	
	Berseem	9	11	4	Armyworm	Bishnoian, Minchanabad, 14fw, Chakuka	4	4				
	Lucern	12	12									
	Mung	1	1	1								
	Sorghum	5	5	2	Borer				48F, 53/4r, 199/8r	3	3	

DISTRICT	CROPS	No. of Spots	Area Surveyed (Acre)	Area Affected	INSECT PEST/ DISEASE	AFFECTED LOCALITIES/ AREA IN ACRES						Total No. of Beneficials
				(Acre)		ABOVE ETL LOCALITIES	No. of Spots Above ETL (Hot Spots)	AREA IN ACRES	BELOW ETL LOCALITIES	No. of Spots Below ETL	AREA IN ACRES	
RYKhan	Tinda Gourd	2	2	2	DOWNY Mildew	shakir Kot						
	Brinjal	2	2	2	Fruit Borer	iumma Muhana	1	1	shebazpur	1	1	
					jassid				jumma Muhana,shebazpur	2	2	
	chillies	8	13	8	Jassid				,dand kot,96np,Neel garh ,ghinia.idw	8	8	
					Thrips				channa,kanday wali,dand kot,96np,Neel garh ,ghinia.jdw	6	6	
					whitefly				,dand kot,96np,Neel garh ,ghinia.idw	8	8	
	okra	7	8	7	jassid				kanday wali,Garri ikhtiyar Khan,Neel Garh	5	5	
					whitefly	jaman mohna	1	1	kandi wali,Dand kot,Garri ikhtiyar Khan,Neel Garh Channa	5	5	
	Tomato				Fruit Borer	kanday wali	1	1				
	JANTER	3	4	2	Atmy worm	Metla						
	Lucern	10	13									
	Sesbania	1	2									
	sorgham	56	73		BORER				34a	2	2	
DG KHAN	Berseem	15	15	4	Aphid				Notak Mehmeed, Khan Pur, Khaki Gharbi	4	4	2
	Sunflower	16	16	4	Jassid				Bairoon Taunsa	2	2	5
					Whitefly				Pisso Perhar, Bairon Taunsa	2	2	
	Chillies	4	4	3	Jassid				Dhengana, Kot Chutta, Notak Mehmeed, Basti Malana	3	3	
					Whitefly				Dhengana, Kot Chutta, Notak Mehmeed, Basti Malana	3	3	
	Touri	2	2									
	Okra	2	2	2	Jassid				Tub, Taunsa	2	2	
	Pumpkin	5	5	4	Jassid				Notak Mehmeed	1	1	
					Whitefly				Jarh Leghari, Dauna	2	2	
					Beetles				Notak Mehmeed, Desi Wala, Dauna	3	3	
	Bitter Gourd	3	3	1	Jassid				Basti Sandila	1	1	
					Whitefly				Basti Sandila	1	1	
	Brinjal	3	3	3	Jassid				Malikpur, Aqo Pur, Kot Qaisrani	3	3	
					Whitefly				Kot Qaisrani	1	1	
LAYYAH	Munq Bean	27	67	14	Pod Borer				154/TDA, 80-A/TDA	2	4	37.9
					Thrips				109/ML, 115-B/TDA	2	3	
					Heliothus				374/TDA, 369-A/TDA, 98/ML, 90-A/TDA	4	6	
					YMV	83-A/TDA	1	1				
	Lucern	26	35	6	Semi Looper				403/TDA, 480/TDA, 153/TDA, 171/TDA, 116/TDA, 225/TDA	6	6	22.35
M. GARH	Mungbean	15	32	32	Armyworm.	Norr wala, Kotla Agar,Latti	8	25				0.8
					False Bug	Kahanni	2	2	Kotla Agar, Latti Noor wala	5	5	
	Lucern	23	28	8	Armyworm.	Mutferqa fateh pur faqeer shah makhan bela	8	8				1.4

DISTRICT	CROPS	No. of Spots	Area Surveyed (Acre)	Area Affected	INSECT PEST/ DISEASE	AFFECTED LOCALITIES/ AREA IN ACRES						Total No. of Beneficials
				(Acre)		ABOVE ETL LOCALITIES	No. of Spots Above ETL (Hot Spots)	AREA IN ACRES	BELOW ETL LOCALITIES	No. of Spots Below ETL	AREA IN ACRES	
	Berseem	122	122	14	Armyworm.	mala chacha, jhalarin , kotla sultan shah warran wala , kalar wali , qadir wala , Lutkaran, Taleeri, Chak Mithan, Ganjy Walipull, Rangpur, Aluday Wali, Raqba Noor Khan, danaywala , bait malana , thatta hamza, thatta gurmani	14	14				5.3
	Brinjal	1	1	1	Thrips				Mud wala	1	1	
					Fruit Borer				Mud wala	1	1	
					Whitefly				Mud wala	1	1	
	Chilli	2	2	2	Thrips				M/ Damar wala, Mud Wala	2	2	
	Okra	7	8	7	Jassid	M/ Mutferqa, M/ Damar Wala, Mullanwali	3	4	M/511/TDA, Bhuttapur	3	3	
					Whitefly				Bhuttapur	2	2	
	Pumpkin	8	11	10	Aphid				M/553/TDA, M/511/TDA	2	2	
					Red Pumpkin Beetle				Moza Rao, Moza Rampur Doem, Bhuttapur	5	8	
					Whitefly				M/511/TDA	1	1	
					Jassid				M/553/TDA	1	1	
	Ridge Gourd	3	4	4	Downy Mildew	Moza Rao, Moza Rampur Doem, Aludy Wali	3	4				
					Jassid				Aludy Wali	1	1	
	Spong Gourd	2	2	2	Fruitfly				Rakh Her Paloo	1	1	
					Thrips				Sharif Chajra	1	1	
	Squash	1	1	1	Thrips				M/ Mullah wali	1	1	
	Tomato	6	7	2	Blight	M/ Mud wala	1	1				
					Jassid				M/ Mud wala, Darama Wala	2	2	
RAJANPUR	Jantar	205	211	25	Armyworm	Shikarpur, Kotla Essan, Kotla Pehlwan, Basti Bosan, Kotla Ahmad, Theyr, Bait Gul Muhammad, Basti Jamrra, Kotla Noor Muhammad, Kotla Naseer, Hairo, Shah Nawaz Wala, Wah Khokhar, Noshera, Nawan Shahr, Basti Mew, Bukhara, Gul Shair, Kolta Hassan Shah, Safdarabad	25	25				6.3
	Lucern	48	48	4	Semi Looper				Shikarpur, Raqba Nabi Shah, Basti Bosan, Khera Farm	4	4	3.4
	RidgeGourd	7	8	4	Whitefly				Tatarwala, Nawan Begraj, Waraich colony, Rajanpur I	4	4	
	Brinjal	3	3	2	Borer				Nawan Begraj, Rajanpur II	2	2	
	Spinach	1	1									
	Cucumber	4	5	2	Whitefly				Tatarwala	2	2	
	Pumpkin	4	4									
	Okra	6	8	4	Jassid				Kot Tahir, Nawan Begraj	2	2	
					Fruit Borer				Nawan Begraj, Tatarwala, Rajanpur II	2	2	

DISTRICT	CROPS	No. of Spots	Area Surveyed (Acre)	Area Affected	INSECT PEST/ DISEASE	AFFECTED LOCALITIES/ AREA IN ACRES						Total No. of Beneficials
				(Acre)		ABOVE ETL LOCALITIES	No. of Spots Above ETL (Hot Spots)	AREA IN ACRES	BELOW ETL LOCALITIES	No. of Spots Below ETL	AREA IN ACRES	
	Chillies	8	15	3	Thrips				Tatarwala, Kot Janu	3	3	
	Tomato	1	2	1	Borer				Tatarwala,	1	1	
Sargodha	Berseem	36	46.5	8.5	Armyworm	0	0	0	9	9	8.5	
	Lucern	8	19	1	Armyworm	0	0	0	1	1	1	
	Sugar Beet	1	2	1	Armyworm	0	0	0	1	1	1	
Khushab	Berseem	7	4.325									
	Cauliflower	54	73.45	2.5	Armyworm				Ugali, Shakar kot	3	2.5	
	Chillies	37	61.625		Rootrot							
	Coriander	2	4						Khura, Ugali, Shakarkot4	6	6	
	Date Palm	1	2									
	Guava	2	23									
	Lucerne	40	26.325	4.5	Toka				Aadhi sargal, 16 MB, 14 MB, 39 DB, 12MB, 18MB	7	4.5	
	Groundnut	7	13.75	2.25	Rootrot	35 MB, 39 DB	2	2.25				
	Mungbean	4	8									
	Okra	15	6.6	4	Jassid				Quaidabad, 40 DB, Aadhi kot	4	3.15	
	Pumpkin	12	9.5	6	RPB				UTTRA, Gunjial, Bandial	3	6	
					Downy mildew	Bandial	2	3.5				
	Tori	2	4.5									
	Watermelon	27	52.75	16.625	RPB				Hamoka morh, 14 MB, 16MB	6	11.725	
					Downy mildew	Hamoka morh, 14 MB, 16MB	3	5				
MIANWALI	Groundnut	2	18									
	Mungbean	37	215.25	23.25	Armyworm/jassid	Sohrab wala, 1ml, piplan thal	6	23	12 ML	1	0.25	
	OKRA	3	0.95	0.65	Dusky cotton bug jassid	Abba Khel	1	0.4	Alluwali	1	0.25	
	pumpkin	6	1.15	0.75	w.fly/ red pumpkin beetle				MP Shuamli. Sohrab wala	4	0.75	0.4
	ridge gourd	1	0.25	0.25	fruit fly				alluwali	1	0.25	
	tori	1	0.3									
	Musk Melon	8	11.5		Red Pumpki Beetle				Wig Sadar	2	3	
	Water Melon	12	18.9	2	Red Pumpki Beetle				Wig Sadar	3	2	
	Lucern	11	8.3		SEMI LOOPER				216TDA	1	0.3	
					Army worm	Cheena dagger, 16 Tda	12	10	16 tda	1	5	
	Mung Bean	38	207.0		Thrips				Gorcha Nasheeb, Dia Goda, Cheena dagger, Cahal Nibay wala, Lashman wala, Kanjan nasheeb, Zamay wala, Bhullywala, Dullwala, 16 Tda, 20 Tda, 210 Tda.	14	76	
	Sunflower	1	3.0									
Rawalpindi	Apple	2	0.6									
	Apricot	10	1.1	0.1	Fruitfly				Mohra Gorian	1	0.1	5
				0.1	Leaf spots	Gangu Jumma	1	0.1				
	Arvi	1	0.1									
	Avocado	4	0.4									
	Banana	1	0.1									
	Beet root	3	0.5									
	Bell Pepper	3	0.5	0.1	Jassid				Thatta Khalil	1	0.1	2
				0.2	Blossom End Rot	Thatta Khalil	1	0.2				
	Bittergourd	29	7.7	0.3	Fruitfly				Banth, Gulyana, Mohra Gorian	3	0.3	7
				0.1	white fly				Habib Kanyal	1	0.1	
	Bottle Gourd	10	2.5									
	Brinjal	22	6.9	0.1	Fruit Borer				Adiyala	1	0.1	2
				0.1	Fruitfly				Awan Abad	1	0.1	
				0.1	Jassid				Garhi Afgan	1	0.1	
				0.9	white fly				Banth, Gangu Bhaider, Jevan Road, Mohallah Farooq Azam, Shairan, Ziarat Mushahdi	7	0.9	
				0.1	Blight	Jalala	1	0.1				

DISTRICT	CROPS	No. of Spots	Area Surveyed (Acre)	Area Affected	INSECT PEST/ DISEASE	AFFECTED LOCALITIES/ AREA IN ACRES						Total No. of Beneficials
				(Acre)		ABOVE ETL LOCALITIES	No. of Spots Above ETL (Hot Spots)	AREA IN ACRES	BELOW ETL LOCALITIES	No. of Spots Below ETL	AREA IN ACRES	
	Broccoli	1	0.5									
	Cabbage	4	1.9									
	Carrot	1	0.2									
	Cauliflower	9	2.5	0.2	Cabbage Butterfly				Gaji Mohallah Maskeenabad UC Wah	2	0.2	8
	Chilli	20	4.0	0.1	Jassid				Thatta Khalil	1	0.1	5
				0.1	Leaf Minor				Mohra Gorian	1	0.1	
				0.1	Red Pumpkin Beetle				Daghal	1	0.1	
	Chinese Salad	1	2.0	0.1	Armyworm				Dhoke Nawab	1	0.1	
	Coriander	34	9.3	0.1	Aphid				Kalyal	1	0.1	1
	Cucumber	19	24.1	0.2	Red Pumpkin Beetle				Habib Kanyal, Farooq e Azam	2	0.2	3
				1	Downy Mildew	Khurram Paracha	1	1				
	Dates	2	0.2									
	Fenugreek	7	1.2									
	Fig	7	0.9									
	Garlic	11	6.8	0.3	Thrips				Farooq e Azam, Ziyarat Mushahdi	2	0.3	
				0.2	botrytis	Khadiot	1	0.2				
	Ginger	1	0.1									
	Gourd	10	1.5									
	Grapes	5	3.6									
	Jaman	4	0.6									
	Kulfa	1	0.3									
	Lemon	8	0.9	0.3	Leaf Miner				Banth, Brhama, Budho U.C Garhi Afganana, Maniban Mankiala, Shairan	5	0.3	
				0.1	Canker	Banth, Maniban Mankiala	2	0.1				
	Lettuce	1	0.1									
	Long Gourd	2	0.3									
	Loquat	8	2.4	0.1	Leaf spots	Bhal Sharif Khurram Paracha	1	0.1				3
	Lucerene	4	0.4									1
	Lychee	2	0.2									
	Mint	9	1.1									
	Mustard	1	0.2									
	Oat	1	0.1									
	Okra	17	5.6	0.4	Jassid				Adiyala, Bhal Sharif Khurram Paracha, Shahpur	4	0.4	2
				0.3	Red Cotton Bettle				Gulyana, Habib Kanyal, Shairan	3	0.3	
	Papaya	1	0.1									
	Peach	20	12.9	0.1	Gummosis	Pind Nowsheri	1	0.1				10
				0.4	Peach leaf curl	Bhal Sharif Khurram Paracha, Gangu Jumma, Khurram Paracha, Lub Thatto	4	0.4				
	Pear	2	0.3									4
	Peas	2	0.6									
	Plum	7	0.8	0.1	Leaf spots	Gangu Jumma	1	0.1				3
	Pomegranate	4	0.5									
	Pumpkin	10	3.5	0.4	Red Pumpkin Beetle				Chak Dolat, Adyala, Gangu Bhadder, Garhi Afganan	4	0.4	
				0.1	white fly				Mohra Gorian	1	0.1	
	Radish	9	1.5									
	Ridge Gourd	2	1.9									
	Round Gourd	2	0.2	0.1	Red Pumpkin Beetle				Juggian	1	0.1	1
	Soye	1	0.3									
	Spinach	39	11.0	0.1	Thrips				Dhoke Baba	1	0.1	
				0.1	Cercospora Leafspot	Adyala	1	0.1				
	Sponge gourd	5	2.1	0.1	Red Pumpkin Beetle				Chak Dolat	1	0.1	
	Suqarcane	4	3.2									
	Sunflower	3	0.3	0.2	Head Borer				Gangu Bahdder	1	0.2	5

DISTRICT	CROPS	No. of Spots	Area Surveyed (Acre)	Area Affected	INSECT PEST/ DISEASE	AFFECTED LOCALITIES/ AREA IN ACRES						Total No. of Beneficials
				(Acre)		ABOVE ETL LOCALITIES	No. of Spots Above ETL (Hot Spots)	AREA IN ACRES	BELOW ETL LOCALITIES	No. of Spots Below ETL	AREA IN ACRES	
	Pomegranate	2	0.2									1
	Pumpkin	13	5.2	2.1	Red Pumpkin Beetle	Kotli Allah yar, sanghoi	2	1.5	Kotli Allah yar, Ratwal	2	0.6	
	Round gourd	7	3.5	1	Red Pumpkin Beetle				Pakhwal, rajo pindi	2	1	1
	Roundgourd	1	0.5									
	Squashes	15	6.6	1.7	Red Pumpkin Beetle				Pakhwal, baddo, nogan	3	1.7	8
	Tobbaco	2	0.2	0.2	Jassid				Khai kottli	2	0.2	
	Tomato	1	0.5	0.5	Fruit borer				Nikodar	1	0.5	
	Waremelen	1	0.5									
Attock	Al Kadu	4	2.2									
	Apple	1	0.1									
	Arvi	3	0.1									
	Berseem	2	0.30									
	Bittergourd	3	4.8	2	fruit fly				Ikhlal	1	2	
	Brinjal	17	4.8	1.65	Fruit borer				Saman, Hameed, Bangai, Ikhlal	4	1.65	
	Cabbage	5	8.7									
	Chillies	17	14.9	2.05	Root Rot	Saman, Ikhlal	2	2.05				
	Coriander	8	10.9									
	Cucumber	1	0.3	0.3	RPB				Burhan	1	0.3	
	Fig	2	0.2									
	Fodder	28	8.4									
	Ghea Tori	1	0.5									
	Gourd	5	7.6									
	Grapes	4	7.5									
	Groundnut	5	4.2									
	Loquat	1	0.1									
	Lucern	1	0.1									
	Maithi	3	1.1									
	Melon	12	26.9	6.9	Fruit Fly				Haji shah, Hameed	2	6.9	
	Mint	3	0.2									
	Mudgrass	1	0.1									
	Oat	1	0.2									
	Okra	23	14.60	2.1	Jassid	Bangai, Nasoozai, Pindigheb	3	1.6	Saman, Hameed	2	0.5	
	Peach	1	0.1									
	Plum	1	0.1	0.1	Gummosis	Hassar	1	0.1				
	Pumpkin	11	8.5									
	Rose	1	0.1									
	Spinach	10	3.6									
	Sponge gourd	17	11.7									
	Sugarcane	3	0.3									
	Sunflower	1	0.1									
	Tar	1	0.1									
	Tobacco	1	1.2									
	Tomato	40	48.5	4.2	Fruit Borer				Haji Shah, Ikhlal	4	4.2	
	Watermelon	2	4.2									
Chiniot	Barseem	10	11	3	AW	142JB, Bukharian	2	3				
	Lucern	2	2									
	Bitter Gourd	2	3	2	Downy Mildew	224Jb	1	2				
	Beetroot	3	16									
	Brinjal	2	10	2	Whitefly, Fruit borer, Wilt	Chowk Madad Ali (Whitefly, Wilt)	1	2	Chowk Madad Ali (Fruit borer)	1	2	
	Chillies	9	12	4	Thrips				224JB, 234JB	3	4	
	Okra	4	4									
	Tomato	6	6									
	Watermelon	8	36									
	Capsicum	3	6									
	Round gourd	6	7									
Faisalabad	Bean	2	2									
	Berseem	2	2									
	Bitter Gourd	5	22.5	12.5	F.Fly				49 GB, 162 rb, 126 RB	3	12.5	

DISTRICT	CROPS	No. of Spots	Area Surveyed (Acre)	Area Affected	INSECT PEST/ DISEASE	AFFECTED LOCALITIES/ AREA IN ACRES						Total No. of Beneficials
				(Acre)		ABOVE ETL LOCALITIES	No. of Spots Above ETL (Hot Spots)	AREA IN ACRES	BELOW ETL LOCALITIES	No. of Spots Below ETL	AREA IN ACRES	
	Brinjal	4	4	3	W.FLY, F.BORER				473 GB, 162 RB, 126 RB	3	3	
	Chickpea	1	1									
	Chilli	3	8	4	F.Fly, F.Borer				455 gb, 615 gb, 188 rb	3	4	
	Cucumber	6	14	10	W.FLY, D.Mildew	126 RB	1	3	49 GB, 162 rb, 126 RB	2	2	
	Okra	5	9	3	Jassid				473 GB, 37 JB, 35 JB	3	3	
	Muskmelon	2	3	2	Thrips				496 GB	1	2	
	Pumpkin	9	8.5	3	F.Fly, Red Pumpkin Beetle				473 GB, 41 GB, 162 RB	3	3	
	Ridge Gourd	3	1	0.5	Jassid				162 RB	1	0.5	
	Round Gourd	2	3	1	F.Fly				41 GB	1	1	
	Sesmae	35	39									
	Tobacco	1	1									
	Tomato	8	35	4	F.Borer				41 GB, 126 RB	2	4	
	Watermelon	4	15	15	Thrips				496 GB, 396 GB, 397 GB	4	15	
JHANG	Arvi	3	19	1	Leaf Spot	Mughiana	1	1				
	Bittergourd	1	1	1	w.fly	Mughiana			Mughiana	1	1	
	Chilli	7	11	3	thrips				Peer Abdul Rehman, Ghar Mahraja, Mughiana	3	3	
	Jantar	10	16									
	Okra	2	2	1	Jassid				Astana	1	1	
	Pumpkin	3	3									
	Sesame	5	13									
	Sorghum	21	36									
	Tomato	1	1									
	Tori	2	5		W.fly				Dhoi Muhammad	1	1	
TTSingh	Barseem	48	60	2	Root Rot	357JB, 161GB	2	2				
	Brinjal	2	3	3	Fruit Borer				431,435JB	2	3	
	Cucumber	2	2	1	W.fly	431 JB	1	1				
					Downy				431 JB	1	1	
	Okra	4	14									
	Tomato	1	1									
Lahore	Arum	1	4	0								
	Berseem	2	2	1	Heliothis				Mohlanwal	1	1	
	Bitter gourd	1	1	0								
	Cabbage	4	6	1	Heliothis				Manga uthar	1	1	
	Capsicum	1	1	1	Thrips				Manga uthar	1	1	
	Corriander	6	9	0								
	Cucumber	3	6	0								
	Fenugreek	1	1	0								
	Okra	1	1	1	Jassid				Markaz Raiwind	1	1	
	Pumpkin	1	1	1	Downy Mildew	Markaz Raiwind	1	1				
	Sponge gourd	3	5	1	Downy Mildew	Khudpur	1	1				
	Sponge gourd	3	4	1	Whitefly				Khudpur	1	1	
	Sugarcane	3	10	2	Black bug,				Ladheki Bhullar	1	2	
	Sugarcane			1	Shoot borer				Qureshianwala	1	1	
	Tobacco	1	0.48	0								
	Tomato	3	4	1	Fruit borer				Mohlanwal	1	1	
Kasur	Arum	6	10	1	Armyworm	sandha Chanstana	1	1				
	Berseem	12	29	1	Armyworm	Olakh morh, Phelerian	1	1				
	Bitter gourd	3	3	1	Thrips				Maan	1	1	
	Bitter gourd			1	Fruitfly				Sandha chastana	1	1	
	Bitter gourd			1	Fruit borer				Sandha chastana	1	1	

DISTRICT	CROPS	No. of Spots	Area Surveyed (Acre)	Area Affected	INSECT PEST/ DISEASE	AFFECTED LOCALITIES/ AREA IN ACRES						Total No. of Beneficials
				(Acre)		ABOVE ETL LOCALITIES	No. of Spots Above ETL (Hot Spots)	AREA IN ACRES	BELOW ETL LOCALITIES	No. of Spots Below ETL	AREA IN ACRES	
	Brinjal	4	7	1	Brinjal borer				Kot Baja Singh	1	1	
	Brinjal			1	White fly				Jamber	1	1	
	Chillies	12	14	2	Anthracnose	Maan, Raja Jang	2	2				
	Chillies			3	Collar rot	Kot Ch Din, chak.1, By Pass Chunian	3	3				
	Tumeric	1	2	0								
	Litchi	2	9	1	White fly				Masradas	1	1	
	Mint	1	1	0								
	Okra	2	2	1	Thrips				Paskki	1	1	
	Okra			1	White fly				Kot Baja Singh	1	1	
	Phalsa	2	2	1	White fly				daokay	1	1	
	Pumpkin	14	14	2	Leaf miner				Olakh morh, olakh morh	2	2	
	Pumpkin			2	Red pumpkin beetle				Chak.55, Chak.55	2	2	
	Pumpkin			1	Downymildew	Kot Baja Singh	1	1				
	Sponge gourd	9	10	3	Downymildew	Kot Muhammad Ameer, Kot Muhammad Ameer, Marali	3	3				
	Sponge gourd			1	Fruit fly				Kot Baja Singh	1	1	
	Tobacco	1	1	1	Jassid				Masradas	1	1	
	Tomato	1	8	4	Tomato fruit borer				Raja Jang	1	4	
	Gulab	1	1	0								
	Capsicum	1	1	1	White fly				Mian wala Ghaat	1	1	
	Melon	3	70	2	Downymildew	Doce	1	2				
	Watermelon	2	20	2	Downymildew	Doce	1	2				
Sheikhupura	Berseem	34	47	6	Army Worm	Dera Shrian Wala, Jatri Nou,Mian Ali	6	6				
	Cucumber	1	1	0								
	Bitter gourd	2	2	1	Downy Mildew	Jatri Kohna	1	1				
	Brinjal	5	10	4	Mites	Bhikhi	1	4				
	Brinjal			1	White Fly				Chak Gurdas	1	1	
	Brinjal			1	Jassid				Dera Mela Singh	1	1	
	Cabbage	9	20	2	Army Worm	Doabian Wala	1	2				
	Capsicum	1	2	0								
	Carrot	1	3	0								
	Cauliflower	1	2	0								
	Chillies	9	27	2	Fusarium Wilt	Sikander Abad	1	2				
	Chillies			1	ABW				Chak Shah Pur	1	1	
	Chillies			1	Chilli Leaf Curl Virus	Jatri Kohna	1	1				
	Fresh Bean	1	1	0								
	Napiar Grass	1	1	0								
	Okra	10	12	3	White Fly				Maddar, Mehtam Sharif, Liaqat Abad	3	3	
	Okra			2	ABW				Lurkey Niamat	1	2	
	Pumpkin	5	5	2	Red Pumpkin Beetle				Lalu Phuman, Jatri Kohna	2	2	
	Pumpkin			1	Blight	Kot Sondah	1	1				
	Sponge gourd	9	10	3	Leaf Minor	Kot Sondah	1	1	Qayam Pur	1	2	
	Strawberry	1	5	0								
	Sugarbeet	5	6	0								
	Tomato	12	44	9	Blight	Chak Gurdas, Dera Singowali	3	9				
	Tomato			1	Leaf Minor				Bhaini	1	1	
	Tomato			5	Fusarium Wilt	Jandiala Sher Khan,Maddar	2	5				
	Turnip	1	2	0								
Nankana Sahib	Apple gourd	1	2	0								
	Arum	1	0.5	0								
	Beans	6	7.5	2	Leaf miner				118RB,28RB,45RB	3	2	

DISTRICT	CROPS	No. of Spots	Area Surveyed (Acre)	Area Affected	INSECT PEST/ DISEASE	AFFECTED LOCALITIES/ AREA IN ACRES					Total No. of Beneficials	
				(Acre)		ABOVE ETL LOCALITIES	No. of Spots Above ETL (Hot Spots)	AREA IN ACRES	BELOW ETL LOCALITIES	No. of Spots Below ETL		AREA IN ACRES
	Berseem	199	235	87.75	Armyworm, ABW	19GB, 4GB, Barraghar,Kot Mehtab, Dhoop Sarri, 10GB, Morekhunda, Bucheki, Ahata Malkaira, Jamal Pur, Kot Sant Ram,286RB,23RB,210RB,121RB,113RB,119RB,36RB,43RB,291RB,Chak83,chak179,chak184,chak168,chak181 Etc	75	81.25	10GB, Morekhunda, Bucheki, Ahata Malkaira, Jamal Pur, Kot Sant Ram	6	6.5	
	Bitter gourd	2	2.75	2.75	F. Fly,D.mildew	Youngsonabad,Chak36	2	2.75				
	Brinjal	2	3	3	Borer,Thrips,White fly, mite				Sangianwala,28RB	2	3	
	Cabbage	1	0.5	0.5	Armyworm	Nankana	1	0.5				
	Chillies	11	8	6	ABW,Thrips,Mites,Wilt	Chak81	1	1	9GB, Youngsonabad,Chak85,Chak175,Muhammad pura,118RB	7	5	
	Corriander	2	2	0								
	Napiar Grass	2	2.5	0								
	Okra	18	13.25	5.75	ABW,Thrip				Sardar da Kot, Kot Sant Ram, Tori Qasim,112RVB,119RVB,118RB,28RB,Chak175	8	5.75	
	Pumpkin	7	7	3	D. mildew	Dhoor kot, Dhoop Sarri,112RB	2	3				
	Sponge gourd	1	0.5	0								
	Sponge gourd	6	4	2.5	F. Fly,D.mildew	Kot Boota Singh.45RB	2	2	Kot Sant ram	1	0.5	
	Sesame	1	3	0								
	Spinach	1	0.5	0								
	Sunflower	8	52	27	ABW	Dhoor Kot,Sangianwala	2	5	10GB, Dhoor Kot,Youngson abad, Kot Sant Ram	4	22	
	Tobacco	9	3.75	1.25	ABW				Kot Sant ram,111rb,Chak168	3	1.25	
	Tomato	7	8	6	ABW, L. miner, F. Fly				Dhoor Kot, Rehan wala,Chak81,43RB	4	6	
Gujranwala	Berseem	71	113.25	5	Helioths, Helico	Pokhar, Talwandi Musa Khan	2	5				
	Cabbage	4	24	0								
	Chillies	7	10.75	0								
	Sponge gourd	1	0.25	0								
	Onion	4	0.61	0								
	Papaya	1	5	0								
	Pumpkin	4	3.37	0								
	Sugarcane	9	12.5	1	Black Bug	Talwandi Kahjoor Wali	1	1				
	Tobacco	2	0.24	0								
	Watermelon	7	49	5	D.Mildew	Bugga, Dharoki	2	5				
Wazirabad	Berseem	4	8.5	0.5	Army Worm	Geo Kay	1	0.5				
	Capsicum			0								
	Cabbage			0								
	Chillies	1	0.5	0								
	Lucern	1	1	0								
	Sponge gourd			0								
	Melon	4	32	0								
	Millet			0								
	Apple gourd			0								
	Strawberry			0								
	Sugarcane	1	1	0								
	Watermelon	1	10	0								
Sialkot	Beans	1	1	0								
	Beat Root	1	0.4	0								
	Capsicum	1	0.5	0								
	Cattle Fruit	1	0.2	0.2	Helicoverpa	(Jaito Gil)	1	0.2				

DISTRICT	CROPS	No. of Spots	Area Surveyed (Acre)	Area Affected	INSECT PEST/ DISEASE	AFFECTED LOCALITIES/ AREA IN ACRES					Total No. of Beneficials	
				(Acre)		ABOVE ETL LOCALITIES	No. of Spots Above ETL (Hot Spots)	AREA IN ACRES	BELOW ETL LOCALITIES	No. of Spots Below ETL		AREA IN ACRES
	Melon	2	3	3	Downey Mildew	Channi Wazeeran	2	3				
	Okra	1	0.25	0								
	Sugarcane	23	31.5	31.5	Black Bug, Borer, Whipe Smut	Thatha Ladbey, Tiba Shah Behlol	2	3	Jandwala, Nadal Kham, Maneki, Kassesay, Sanbhal, Bahadr Ali, Tiba Shah Behlol, Kot Ghazi	9	28.5	
	Apple gourd	3	1.25	0.25	Downey Mildew	patli Kharal	1	0.25				
	Tobacco	3	1.5	1	TMV	Dhanoey Dogran, Geegay	2	1				
	Tomato	1	1	0								
	Watermelon	14	34.5	22	Downey Mildew, Thrips, Fruitfly	Kot Panah, Duleki, Dera Naulan, Massanwala, Par Massu	6	13.5	Bagh Kohana, Dera Naulan, Massanwala, Thatha Mona Salabat	4	8.5	
M.B.Din	Berseem	161	177	12	Root Rot, Armyworm, ABW	Bohat, Churand, Mangat, Balhar, Lukhnewala, Bhikhi Sharif	6	10	Chaito, Shaheedanwali	2	2	
	Melon	1	5	0								
	Pumpkin	1	5	0								
	Ridge Gourd	1	2	0								
	Tobacco	11	6.25	1	Tobacco Mosaic Virus	Shaheedanwali	1	1				
Sahiwal	Berseem	31	35	4	Army Worm	131/9L, 122/7ER, 41/12L, 105/7R	4	4			0	
	Brinjal	2	2	1	Borer				112/7R	1	1	
	Chillies	4	5	0								
	Okra	2	2	1	Jassid				112/7R	1	1	
	Tomato	5	5	2	Borer				142/9L	2	2	
	Pumpkin	1	1	0								
Pakpattan	Brinjal	1	2	1	Jassid				21KB	1	1	
	Chillies	3	3	0								
	Okra	1	1	1	Jassid				35/SP	1	1	
	Tomato	1	4	4	Borer				35/SP	1	4	
	Sponge gourd	1	1	1	Leaf Minor				35/SP	1	1	
Okara	Arum	1	6	4	AW	36-37/2R-A	1	4			0	
	Beans	1	1	1	AW	24/2L	1	1			0	
	Brinjal	5	5.5	2.5	Borer				25/4L, 15/1AL, 12/1AL	3	2.5	
	okra	1	1	0							0	
	Chillies	2	9	0							0	
	Berseem	97	174	24	AW	25/4L, 25/2E, 34/2RA, 56/2L, 13/1L, 8/1R, Rajowal, 40/D, 1/1AL, 19/1AL, 15/1AL, 4/11, Muhammad Chiragh, shareefabad, chakuthewal, 37/2RA	16	24			0	
	pumpkin	3	7	0							0	
	Bitter gourd	5	10	0							0	
	ridge gourd	5	9	0							0	
	Cucumber	6	16	0							0	
	Tomato	8	17	0							0	
	Sponge gourd	1	1	0							0	
TOTAL		4546	5979.34	1222.595			572	700.175		847	992.22	339.85