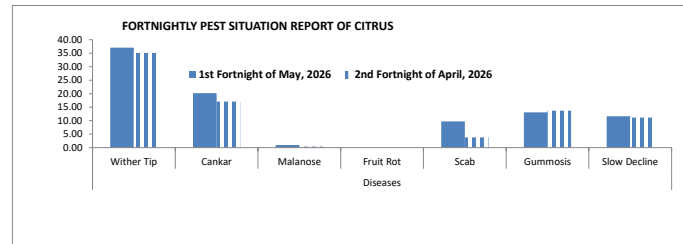
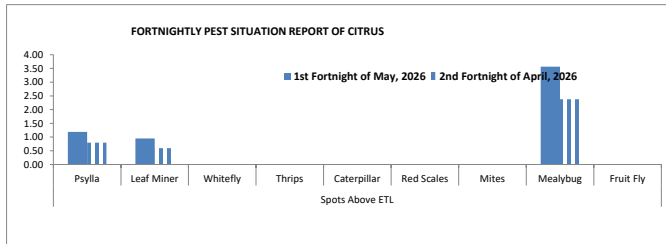


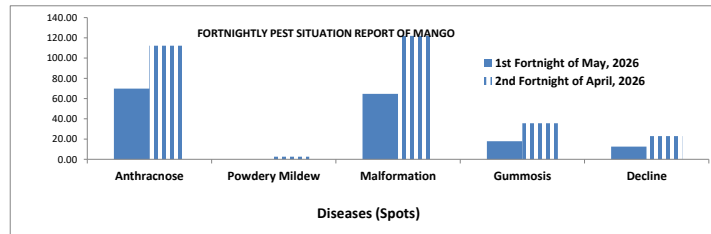
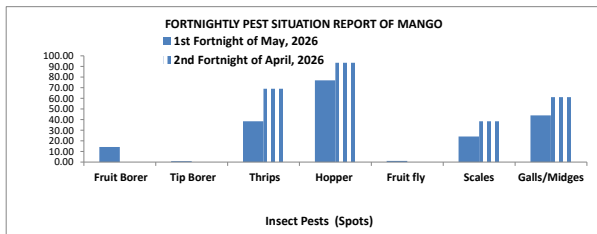
### A- FORTNIGHTLY PEST SITUATION REPORT OF CITRUS

	Spots Visited	Area Surveyed (Acres)	Area Affected (Acres)	Spots Above ETL									Spots Below ETL									Diseases					
				Psylla	Leaf Miner	Whitefly	Thrips	Caterpillar	Red Scales	Mites	Mealybug	Fruit Fly	Psylla	Leaf Miner	Whitefly	Thrips	Caterpillar	Red Scales	Mites	Fruit Fly	Wither Tip	Cankar	Malanose	Fruit Rot	Scab	Gummosis	Slow Decline
1st Fortnight of May, 2026	421	2174	1008	5	4	0	0	1	0	0	15	0	127	181	12	24	17	3	0	0	156	85	4	0	41	55	49
% AGE				1.19	0.95	0.00	0.00	0.00	0.00	0.00	3.56	0.00	30.17	42.99	2.85	5.70	4.04	0.71	0.00	0.00	37.05	20.19	0.95	0.00	9.74	13.06	11.64
2nd Fortnight of April, 2026	504	2738	1221	4	3	0	0	0	0	0	12	0	124	201	22	23	5	0	9	0	177	86	2	0	19	69	56
% AGE				0.79	0.60	0.00	0.00	0.00	0.00	0.00	2.38	0.00	24.60	39.88	4.37	4.56	0.99	0.00	1.79	0.00	35.12	17.06	0.40	0.00	3.77	13.69	11.11



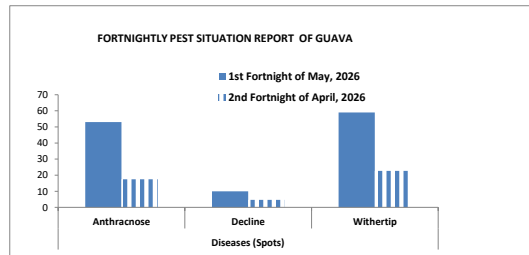
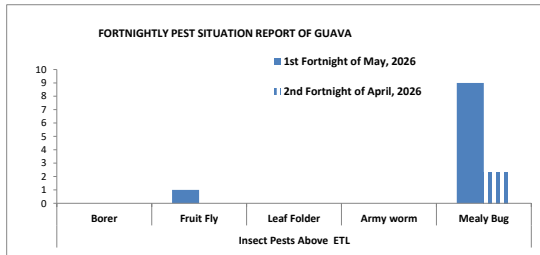
### B- FORTNIGHTLY PEST SITUATION REPORT OF MANGO

	Spots Visited	Area Surveyed (Acres)	Area Affected (Acres)	Insect Pests (Spots) Above ETL								Insect Pests (Spots) Below ETL								Diseases (Spots)				
				Fruit Borer	Tip Borer	Thrips	Hopper	Fruit fly	Scales	Galls/Midges	Mealy Bug	Fruit Borer	Tip Borer	Thrips	Hopper	Fruit fly	Scales	Galls/Midges	Anthracnose	Powdery Mildew	Malformation	Gummosis	Decline	
1st Fortnight of May, 2026	464	7149	4279	0	0	2	46	0	0	1	7	66	4	178	357	5	112	204	324	0	300	83	58	
% AGE				0.00	0.00	0.43	9.91	0.00	0.00	0.22	1.51	14.22	0.86	38.36	76.94	1.08	24.14	43.97	69.83	0.00	64.66	17.89	12.50	
2nd Fortnight of April, 2026	644	12489	8383	0	0	2	188	0	0	0	20	0	0	298	404	0	166	264	485	11	527	154	99	
% AGE				0.00	0.00	0.46	43.52	0.00	0.00	0.00	4.63	0.00	0.00	68.98	93.52	0.00	38.43	61.11	112.27	2.55	121.99	35.65	22.92	



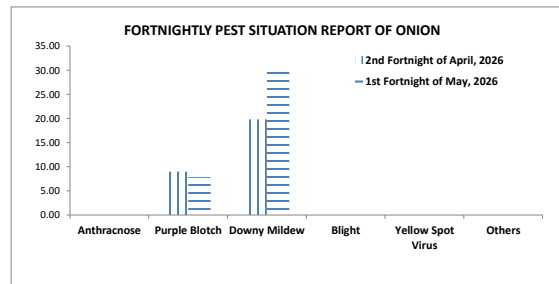
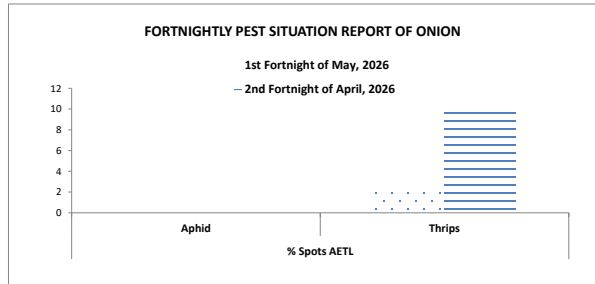
**C- FORTNIGHTLY PEST SITUATION REPORT OF GUAVA**

	Spots Visited	Area Surveyed (Acres)	Area Affected (Acres)	Insect Pests (Spots)									Diseases (Spots)		
				Insect Pests Above ETL					Insect Pests Below ETL				Anthracnose	Decline	Withertip
				Borer	Fruit Fly	Leaf Folder	Army worm	Mealy Bug	Borer	Fruit Fly	Leaf Folder				
1st Fortnight of May, 2026	180	716	318	0	1	0	0	9	0	30	0	53	10	59	
% AGE				0	0.56	0.00	0.00	5.00	0.00	16.67	0.00	29.44	5.56	32.78	
2nd Fortnight of April, 2026	172	613	201	0	0	0	0	4	0	29	0	30	8	39	
% AGE				0	0.00	0.00	0.00	2.33	0.00	16.86	0.00	17.44	4.65	22.67	



**D- FORTNIGHTLY PEST SITUATION REPORT OF ONION**

	No. of Spots	Area Surveyed (Acres)	% Spots AETL		% Spots BETL		% Spots of Diseases					
			Aphid	Thrips	Aphid	Thrips	Anthracnose	Purple Blotch	Downy Mildew	Blight	Yellow Spot Virus	Others
			1st Fortnight of May, 2026	111	287	0	2	0	62	0	10	22
% AGE			0.00	1.80	0.00	55.86	0.00	9.01	19.82	0.00	0.00	0.00
2nd Fortnight of April, 2026	191	513	0	19	0	106	0	15	57	2	0	0
% AGE			0.00	9.95	0.00	55.50	0.00	7.85	29.84	1.05	0.00	0.00



## PEST SITUATION OF FIELD CROPS, VEGETABLES & ORCHARDS FOR 1ST FORTNIGHT OF MAY 2026

DISTRICT	CROPS	No. of Spots	Area Surveyed (Acre)	Area Affected	INSECT PEST/ DISEASE	AFFECTED LOCALITIES/ AREA IN ACRES						Total No. of Beneficials
				(Acre)		ABOVE ETL LOCALITIES	No. of Spots Above ETL (Hot Spots)	AREA IN ACRES	BELOW ETL LOCALITIES	No. of Spots Below ETL	AREA IN ACRES	
Multan	Arvi	1	1	1	Armyworm	Matotli	1	1				
	Brinjal	2	30	25	Jassid				Kothay Wala, Shah Pur Ubha	2	25	
	Brinjal				Whitefly				Shah Pur Ubha	1	20	
	Brinjal				Fruit borer				Kothay Wala, Shah Pur Ubha	2	25	
	Bitter Gourd	5	20	9	Downy Mildew	Shah pur Ubha	1	1				
	Bitter Gourd				Whitefly				Shah pur Ubha, Tatay Pur,	3	4	
	Pumpkin	2	20	6	Whitefly				Tattay Pur	2	6	
	Pumpkin				Downy Mildew	Tattay Pur	2	6				
	Bitter Gourd				Fruitfly				Meera Mallah	1	1	
	Bitter Gourd											
	Bitter Gourd											
	Bitter Gourd				mOSAIC	Kothay Walaa, Taty Pur	2	5				
	Tomato	5	16	6	Borer				Rukan Hatti, Shha Pur Ubha	2	7	
	Tomato				Whitefly				Tatay Pur	2	3	
	Tomato				abw				Kayan Pur.	1	1	
	Tomato				Fruitworm				Tatay Pur	2	3	
	Tomato				Mosaic	Kayan Pur,	1	1				
	Tomato				Blight	Tattay Pur	2	3				
	Chillies	10	17	15	Whitefly				Mohhan Pur, Shah Pur Lamma, Jahan Pur, Nanching	4	9	
	Chillies				Armyworm	rUkan Hatti, Shha Pur Ubha, Matotli, Shah Pur Lamma	4	5				
	Chillies				LCv	Kayan ur, Bheni, Matotli, Mohan Pur	4	4				
	Chillies				Thrips	Mohan Pur	1	1	Jahan Pur, Naching	3	8	
	Okra	9	28	12	Jassid				Kayan Pur, Bheni, Kothay wala, Tatty Pur, Rukan Hatti, Kotli Adil, Meera Mallah	9	12	
	Okra				SBW				Rukan Hatti	1	1	
	Muskmelon	2	50	50	Fruitfly				Shah Musa	2	50	
	Muskmelon				Whitefly				Shah Musa	2	50	

DISTRICT	CROPS	No. of Spots	Area Surveyed (Acre)	Area Affected (Acre)	INSECT PEST/ DISEASE	AFFECTED LOCALITIES/ AREA IN ACRES						Total No. of Beneficials
						ABOVE ETL LOCALITIES	No. of Spots Above ETL (Hot Spots)	AREA IN ACRES	BELOW ETL LOCALITIES	No. of Spots Below ETL	AREA IN ACRES	
	Muskmelon				Downy Mildew	Shah Musa	2	50				
	Mung Bean	2	3	3	Whitefly				Shah Pur Lamma	2	3	4
	Mung Bean				Mosaic Virus	Shah Pur Lamma	2	3				
	Sunflower	1	5	5	Whitefly				Shah Pur Lamma	1	5	2
	Lucern	3	4									12
	Berseem	10	10	5	Armyworm	10MR, Qasba, 9Fiaz, Warnala, Kolti	5	5				122
Khanewal	Arum	4	20	9	AW	Inayatpur, Tulamba Dehat	4	9				
	Bell Pepper	1	1	1	WF				80/10R	1	1	
	Bitter Gourd	3	6	5	Fruit Borer				Rukanwala	2	4	
	Bitter Gourd				Whitefly				Rukanwala	2	4	
	Bitter Gourd				Downy Mildew	Rukanwala	2	4				
	Bitter Gourd											
	Bitter Gourd											
	Bitter Gourd											
	Brinjal	2	3	1	Whitefly				130/15L	1	1	
	Chillies	4	5	5	Whitefly				Inayatpur, 129/15L, Tulamba Dehat	3	4	
	Chillies				ChLCV	129/15L, Tulamba Dehat	2	3				
	Cucumber	1	2	1	Whitefly				80/10R	1	1	
	Cucumber				Downy mildew	80/10R	1	1				
	Okra	3	5	5	Jassid				Mohripur, 127/15L	3	5	
	Okra				WF				Mohripur, 127/15L	3	5	
	Okra				DCB	127/15L	1	2				
	Pumpkin	4	5	4	Whitefly				Bhutta Kot	2	2	
	Pumpkin				Beetles				Bhutta Kot, 80/10R	3	3	
	Pumpkin				Wilt	80/10R	1	1				
	Pumpkin				Downy Mildew	Bhutta Kot	2	2				
	Pumpkin				Leaf Miner				Bhutta Kot	2	2	
	Pumpkin				Fruit fly				130/15L	1	1	
	Round Gourd	4	5	4	ABW				8Kassi, Bagar Sargana, Jodhpur,	3	3	
	Round Gourd				Whitefly				109/15L	1	1	
	Round Gourd				Downy Mildew	109/15L	1	1				
	Tomato	6	14	13	Fruit Borer				Kohiwala	3	5	
	Tomato				Whitefly				90/10R, Kohiwala, 130/15L	5	12	
	Tomato				Downy mildew	90/10R	2	7				
	Tomato				Jassid				Kohiwala	1	2	
	Vegetable Marrow	1	1	1	Downy mildew	129/15L	1	1				
	Vegetable Marrow				Fruit fly				129/15L	1	1	
	Berseem	21	21	6	AW	6 Kassi, Kot Bahadur, Jodhpur, Rehana Sahu, 3/8AR	6	6				13
Vehari	Berseem	15	17									
	Cucumber	2	3	3	Jassid				39/WB	1	2	
	Cucumber				Aphid				39/WB	1	2	
	Cabbage	1	3	3	Jassid				465/EB	1	3	
	Chillies	2	3	2	Thrips				116/WB	1	2	
	Coriander	1	2									
	Gawara	2	2	2	Aphid				469/EB	2	2	

DISTRICT	CROPS	No. of Spots	Area Surveyed (Acre)	Area Affected (Acre)	INSECT PEST/ DISEASE	AFFECTED LOCALITIES/ AREA IN ACRES					Total No. of Beneficials	
						ABOVE ETL LOCALITIES	No. of Spots Above ETL (Hot Spots)	AREA IN ACRES	BELOW ETL LOCALITIES	No. of Spots Below ETL		AREA IN ACRES
	Okra	1	2	2	Jassid				116/WB	1	2	
	Brinjal	1	1									
	Tomato	2	3	1	ABW				116/WB	1	1	
	Spinach	3	4	2	Aphid				11/wb	2	2	
	Pumpkin	1	1	1	Downy Mildew	Maari Mitru	1	1				
	Tori	2	2	1	Downy Mildew				Maari Mitru	1	1	
Lodhran	Bitter Gourd	1	1	1	Whitefly				Hafiz Muhammad Wala	1	1	
	Bitter Gourd				Fruitfly				Hafiz Muhammad Wala	1	1	
	Bitter Gourd				Downy Mildew	Hafiz Muhammad Wala	1	1				
	Chillies	34	154	82	Whitefly				94/M, Mujaldi Wala, Saadullah Pur, Qureshi Wala, Hafiz Muhammad Wala, Mundhali, Gogran, Kala Very, 97/M, Jageer Hoora, Danwran, Raja Pur, Salsadar, Lal Baghali, Khaji Wala, Dhanote, Bahawalgarh, Sarai, Kabeer Wah, Noor Shah Gillani, Dakhna Gharoo, Massa Kotha	34	80	
	Chillies				Thrips				Mujaldi Wala, Hafiz Muhammad Wala, Gogran, 97/M, Danwran, Raja Pur, Lal Baghali, Khaji Wala, Dhanote, Sarai, Kabir Wah, Dakhna Gharoo, Massa Kotha	15	27	
	Chillies				Aphid				94/M, Mundhali, Dhanote, Bahawalgarh, Noor Shah Gillani	5	6	
	Chillies				Armyworm	Saadullah Pur, Qureshi Wala,	14	47				
	Chillies				Virus	Mujaldi Wala, Hafiz Muhammad	10	15				
	Chillies				Anthracnose	94/M, Saadullah Pur, Qureshi	24	65				
	Cucumber	7	23	13	Whitefly				Hafiz Muhammad Wala,	7	13	
	Cucumber				Mites				Dhanote, Bahawalgarh,	4	9	
	Cucumber				Downy Mildew	Hafiz Muhammad Wala,	7	13				
	Pumpkin	1	7	4	Whitefly				Hafiz Muhammad Wala	1	4	
	Pumpkin				Fruitfly				Hafiz Muhammad Wala	1	4	
	Pumpkin				Downy Mildew	Hafiz Muhammad Wala	1	4				
	Okra	8	11	8	Jassid	Danwran	1	1	Hafiz Muhammad Wala, Sandhi Wala, Gogran, 97/M, Danwran,	7	7	
	Okra				Whitefly				Hafiz Muhammad Wala, Sandhi Wala, Gogran,	8	8	
	Okra				Aphid				Sandhi Wala, 97/M, Danwran,	4	4	
	Okra				ABW				Hafiz Muhammad Wala, Gogran, 17/M, Danwran,	4	4	
	Melon	1	30	15	Whitefly				Raja Pur	1	15	
	Melon				Jassid				Raja Pur	1	15	
	Melon				Fruit Fly				Raja Pur	1	15	
	Melon				Downy Mildew	Raja Pur	1	15				
	Spong Gourd	2	3	2	Whitefly				Hafiz Muhammad Wala, Sandhi Wala,	2	2	
	Spong Gourd				Fruitfly				Hafiz Muhammad Wala, Sandhi Wala,	2	2	
	Spong Gourd				Downy Mildew	Hafiz Muhammad Wala, Sandhi Wala,	2	2				
	Tomato	5	10	7	Whitefly				Kala Very, Raja Pur, Lal Bhagali, Rapper, Ali Pur Kaniu,	5	7	
	Tomato				ABW				Kala very, Raja Pur, Lal Bhagali, Rapper, Ali Pur Kaniu,	5	7	
	Tomato				Blight	Kala very, Raja Pur, Lal Bhagali, Rapper, Ali Pur Kaniu,	5	7				
	Water Melon	1	3	2	Whitefly				Raja Pur	1	2	



DISTRICT	CROPS	No. of Spots	Area Surveyed (Acre)	Area Affected (Acre)	INSECT PEST/ DISEASE	AFFECTED LOCALITIES/ AREA IN ACRES					Total No. of Beneficials	
						ABOVE ETL LOCALITIES	No. of Spots Above ETL (Hot Spots)	AREA IN ACRES	BELOW ETL LOCALITIES	No. of Spots Below ETL		AREA IN ACRES
	Sorghum	10	10	4	Army Worm	Rasheed Abad, Kot Khamra, Ramoga Jain	4	4				2
	Sunflower	1	3	3	Jassid				Fattuwali	1	3	3
					Heliothis				Fattuwali	1	3	
Bahawalnagar	Brinjal	3	3	3	Whitefly				272HR, 270HR	2	2	
					Fruit Borer				Ramoka, 274HR	2	2	
					Aphid				Ramoka, 274HR	2	2	
					Jassid				Ramoka, 274HR	2	2	
	Okra	4	4	4	Aphid				Khrajpura, 1/1r, 50F	3	3	
					Whitefly				274hr, 1/1R	2	2	
	Spong Gourd	4	4	4	Whitefly				Khrajpura, 53/4R, 1/1/r,	4	4	
	Pumpkin	5	5	4	Whitefly				50/4R, Ramoca	2	2	
					Fruit fly				274HR, Ramoca	2	2	
					RPB				50F, 274HR, 53/4R	3	3	
	Spinach	1	1	1	Armyworm	Ramoca	1	1				
					Whitefly				Ramoca	1	1	
	Tinda Gourd	4	5	5	Whitefly				48F, romnca, 1/1r, Khrajpur	4	4	
					Fruit fly				48F	1	1	
	Tomato	2	2	2	Aphid				DunqaBashnoia, 50F	2	2	
					Whitefly				DunqaBashnoia, 50F	2	2	
					F. Borer				DunqaBashnoia	1	1	
	Berseem	6	6	4	Aphid				DunqaBashnoia, 4G, 4/1R	3	3	
					Armyworm	201/8R	1	1		1	1	
	Lucern	19	19	2	Armyworm				4/1R	1	1	
					Aphid				282HR	1	1	
RYKhan	Brinjal	1	1	1	Fruit Borer				Liqatpur	1	1	
					Jassid				Liqatpur	1	1	
					Whitefly				Liqatpur	1	1	
	Chilies	7	11	6	Thrips				Ghoat hayat	1	1	
					jassid				14np,musa kanjo	2	3	
					ABW				MUSA KANJO	1	1	
					White fly				MUSA KANJO,14P,117P,150P,14NP	5	9	
					VIRUS				MUSA KANJO,117P,150P,14NP	4	7	
	Garlic	1	2									
	OKRA	3	3	3	Whitefly				GHAZIPUR	1	1	
					SBW				GHAZIPUR	1	1	
					jassid				KANADY WALI,150P	2	2	
	PUMPKIN	6	7	6	W.FLY				Ghari ikhtiyar Khan,100p,1p,99p,14np	6	6	
					Fruit Fly				Ghari ikhtiyar Khan,100p,1p,99p,14np	6	6	
					jassid				Ghari ikhtiyar Khan,100p	3	3	
	Lucerne	12	19									
	Berseem	10	12									
	sorgham	45	59	3	BORER				Tranda Gurgaij ,Noor Wala	2	3	
	Vegetable Marrow	1	1	1	W.FLY				LIAQATPUR	1	1	
					DOWNY MILDEW	LIAQATPUR	1	1				
DG Khan	Berseem	23	23	6	Jassid				Chajray Wala, Tibbi Kharik	3	3	2.6
					Aaphid				Tibbi Kharik	1	1	
					Cutworm				Mana Ahamdani, Tibbi Kharic	2	2	
	Sunflower	19	19	2	Jassid				Litra, Jhoke Bodo, Sokar, taUNSA	5	5	5.6
				3	W.F							









DISTRICT	CROPS	No. of Spots	Area Surveyed (Acre)	Area Affected	INSECT PEST/ DISEASE	AFFECTED LOCALITIES/ AREA IN ACRES						Total No. of Beneficials
				(Acre)		ABOVE ETL LOCALITIES	No. of Spots Above ETL (Hot Spots)	AREA IN ACRES	BELOW ETL LOCALITIES	No. of Spots Below ETL	AREA IN ACRES	
	Cucumber	6	2.8	0.6	Downy Mildew	Waliya	1	0.6				
	Fig	1	1.0									
	Fodder	49	29.4									
	Gourd	2	1.4									
	Grapefruit	1	1.0									
	Grapes	5	79.8	10	Leafspot	Jamgah	1	10				
	Groundnut	8	28.5									
	Lemon	4	3.5									
	Loquat	2	0.5									
	Maithi	4	1.6									
	Meetha	3	5.0									
	Melon	3	4.8									
	Mint	2	0.6									
	Okra	16	6.0	1.83	Jassid	Kalu Kotha, basia, Shamsabad, Mansar	7	1.83				
	Ornamental	1	0.5									
	Peach	5	15.0									
	Peas	1	2.0									
	Pomegranate	1	0.5									
	Pumpkin	8	3.5	1.1	RPB				Waliya, Dhrek	2	1.1	
	Rose	2	0.2									
	Salad	2	0.1									
	Spinach	3	1.4									
	Sponge gourd	14	5.6									
	Sugarcane (Fodder)	1	1.0									
	Sunflower	1	0.0									
	Tobacco	5	9.8									
	Tomato	18	34.9	3.6	Fruit Borer				Dhrek, Sheenka, Khurakhel, nasoozai	4	3.6	
	Walnut	1	0.5									
	Watermelon	2	1.6									
Chiniot	Berseem	104	194.0	14	AW	Wijalkay, Ahmad wala, Pipal Bhutta, 125JB. Chikri wala, 158JB, Shairabad, 192JB, Bonga	9	14				
	Lucern	9	17.0									
	Bitter Gourd	6	24.0									
	Beetroot	2	12.0									
	Brinjal	2	2.0									
	Chillies	2	2.0									
	Okra	4	4.0									
	Tomato	4	4									
	Watermelon	6	60									
Faisalabad	Barseem	78	75.5	13.5	A.W	499 GB, 457 GB, 357 GB, 507 GB, 41 GB, 208 GB, 630 GB, 93 GB, 94 GB, 627 GB	14	13.5				
	Bitter Gourd	6	30.5	26.5	F.Fly, Downy Mildew	162 RB	1	1.5	49 GB, 103 GB, 188 RB, 126 RB	5	25	
	Brinjal	2	2	1	Shhot Borer				126 RB	1	1	
	Cauliflower	3	5									
	Chilli	3	7.5	2.5	Jassid				98 GB, 188 RB	2	2.5	
	Cucumber	8	21	18.5	W.Fly, D.Mildew, Red Pur	374 GB	1	1.5	49 GB, 126 RB	5	17	
	Okra	5	12.5	4.5	Jassid				61 JB, 162 RB	3	4.5	
	Lobia	1	1									
	Lucern	20	26.5	3	A.W	102 JB, 103 JB	2	3				
	Muskmelon	1	2	2	Thrips				496 GB	1	2	
	Ridge Gourd	3	1	0.5	Jassid				162 RB	1	0.5	

DISTRICT	CROPS	No. of Spots	Area Surveyed (Acre)	Area Affected (Acre)	INSECT PEST/ DISEASE	AFFECTED LOCALITIES/ AREA IN ACRES					Total No. of Beneficials	
						ABOVE ETL LOCALITIES	No. of Spots Above ETL (Hot Spots)	AREA IN ACRES	BELOW ETL LOCALITIES	No. of Spots Below ETL		AREA IN ACRES
	Pumpkin	9	14.5	5.25	F.Fly, RedPumkin Beetle, A.W, D.Mildew	280 GB, 162 RB	2	2.25	1 JB, 41 GB	2	3	
	Round Gourd	2	3									
	Tomato	7	34	1	F.Borer				41 GB	1	1	
	Tobacco	1	1									
	Water Melon	7	35	31	Thrips				496 GB, 499 GB, 500 GB, 502 GB	5	31	
	Corriander1	1	0.25									
Jhang	Barseem	49	105	10	Armyworm	Pir Abdul Rehman , Garh Mahrja, 220jB	3	4				
					Root Rot	456Jb, Qadeemi, 169 Jb, Gojra more	4	6				
	Chilli	7	12	2	Thrips				Pir Abdul rehman , Nmadar sila	2	2	
	Water melon	7	23	3	w.fly				Kasoana, Shah Yousfi	2	3	
	Tindi	8	22.5									
	Okra	3	3	1	Jassid				Astana	1	1	
	Sesame	3	5									
	Tori	1	1									
TTSingh	Barseem	44	58.5									
	Chilli	3	16									
	Brinjal	2	3	2	Fruit Borer				429JB,161 GB	2	2	
	Cucumber	4	10	1	W.fly	429JB	1	1				
	Sponge Guard	1	3									
	Okra	12	20.5	13.5	W.fly	711GB, Gurdassa	2	7.5				
	Water Melon	1	8									
	Tommato	1	1									
Sarqodha	Berseem	24	34	10	Armyworm		5	10				
	Lucern	5	9	6	Armyworm		2	6				
	Sugar Beet	1	10	0								
	Peach	1	7	7	Fruit Borer					1	1	7
Khushab	Berseem	9	4.9									
	Groundnut	1	1									
	Lucerne	15	11.5									
	Mungbean	4	8.5									
	Okra	8	3.625	1	Jassid				Dera Ghulam Hussain shah, Quaidabad	2	1	
				0.5	Thrips				Quaidabad	1	0.5	
	Pumpkin	4	2.75	0.75	RPB				Quaidabad	2	1.5	
				0.75	Downy mildew	Quaidabad	1	0.75				
	Watermelon	7	18	8	RPB				13MB, Dera Ghulam Hussain shah,			
	Aadhi sargal	3										
				3	Downy mildew	Aadhi Sarqal	1	3				
Mianwali												
	Barseem	1	3									
	Groundnut	3	17									
	Lucerne	2	3	2	Helicoverpa				Piplan Pakka	1	2	
	Mungbean	14	61.5	3	Armworm	Chah Miana	1	3				
	Napier	1	1									
	Okra	1	0.25	0.25	Jassid				Dhingana	1	0.25	
	Pumpkin	3	1.05	1.05	Red pumpkin beetle FRUIT FLY				3-4 ML, NANGNI	3	1.05	
	Tobacco	2	8									
	Tori	1	0.5	0.3	Red pumpkin beetle				Nangni	1	0.3	
Bhakkar	water Melon	9	21	2.5	Red Pumpkin Beetle				Karluwala		3	2.5

DISTRICT	CROPS	No. of Spots	Area Surveyed (Acre)	Area Affected (Acre)	INSECT PEST/ DISEASE	AFFECTED LOCALITIES/ AREA IN ACRES					Total No. of Beneficials
						ABOVE ETL LOCALITIES	No. of Spots Above ETL (Hot Spots)	AREA IN ACRES	BELOW ETL LOCALITIES	No. of Spots Below ETL	
					Aphid				Chak No.6 Rukh Mankera	1	0.5
					Down Mildew	Karluwala	1	1			
	Musk Melon	6	11	2.5	Red Pumpkin Beetle				Goraywala	3	5
					Thrips				Rodi	1	0.5
					Down Mildew	Rodi	1	0.5			
					Fusarium Wilt	Karluwala	1	2			
	Lucern	18	24	4							
					Semilooper				70AML,20 TDA and Gorcha Nasheeb	4	
	Muung Bean	17	25	3							
					Thrips				Dagger Awan, 69 ML	3	
	Sesame	1	1								
	Sunflower	1	1								
Lahore	Arvi	1	4								
	Berseem	7	52	3	Heliiothis				Wismia, Khudpur	2	3
	Bitter gourd	1	1	1	Leaf Miner				Dhupsari	1	1
	Cabbage	3	6	1	Heliiothis				Manga Uthar	1	1
	Capsicum	5	6	1	Thrips				Manga Uthar	1	1
	Carrot	1	5								
	Chillies	4	3.48	1	Leaf Miner				Khudpur	1	1
	Corriander	3	4								
	Cucumber	1	1	1	Leaf Miner				Bhadoki	1	1
	Fenugreek	1	1								
	Okra	1	1	1	Jassid				Manga Uthar	1	1
	Peach	1	5								
	Round gourd	3	3	1	Heliiothis				Khudpur	1	1
	Sponge gourd	7	7	2	Mosaic Virus	Khudpur	2	2			
					Thrips				Khudpur	1	1
	Squash	1	1								
	Sugarcane	2	2								
	Tomato	2	2	2	Heliiothis				Manga, Khudpur	2	2
Kasur	Arvi	7	27	4	Armyworm, Blight	Fatoe wala, Bhadyan kalan	2	4			
	Berseem	23	29	9	Armyworm	Handal, Rawal Jangeer, Bhagyamar, Kot Akbar, Gillen wala, Machna, kot Ghoriyan	7	9			
	Bitter gourd	9	14	4	Fruitfly, Downymildew	Oalak ottar	1	1	Bhadhyan kalan, Shanda Nizam	2	3
	Bitter gourd	2	6								
	Brinjal	4	8	4	Brinjal Fruit borer, Armyworm, Whitefly	Daban fateh wala	1	1	Daban fateh wala, Bhadhyan kalan	2	3
	Cabbage	4	15	1	American bollworm				Bhadhyan kalan	1	1
	Chillies	10	13	3	Collar rot	Attari virk, Narmal k, Cheena hithard	3	3			
	Garlic	1	1								
	Sponge gourd	2	5								
	Jaman	2	2								
	Lobia	1	1	1	Jassid				Butth	1	1
	Louqat	1	1								
	Melon	1	3	1	Downymildew	Narmal k	1	1			
	Okra	2	2	1	Jassid				Javed Naqar	1	1
	Onion	2	3	2	Thrips				Archu ki, Veer k kohna	2	2
	Peach	1	1	1	white fly				Javed Naqar	1	1
	Pumpkin	7	11	2	Red Pumpkin Beetle				Chak 55, Bhadhyan kalan	2	2
	Spinach	2	2	1	Aphid				Kot Mehtab khan	1	1
	Sponge gourd	3	8	8	Downy mildew, leaf miner, Fruitfly	pernawan	2	3	Ahlowal	1	5
	Strawberry	1	3	1	Blight	Veer k kohna	1	1			

DISTRICT	CROPS	No. of Spots	Area Surveyed (Acre)	Area Affected (Acre)	INSECT PEST/ DISEASE	AFFECTED LOCALITIES/ AREA IN ACRES					Total No. of Beneficials
						ABOVE ETL LOCALITIES	No. of Spots Above ETL (Hot Spots)	AREA IN ACRES	BELOW ETL LOCALITIES	No. of Spots Below ETL	
	Tobacco	3	3								
	Tomato	5	25	8	Tomato fruit borer, Leaf Miner, Blight	Daban fateh wali, Javed Nagar	3	7	Daban fateh wali, Raokhan, Javed Nagar	3	6
	Sponge gourd	5	7	1	Blight	Bhadarpura	1	1			
Sheikhupura	Berseem	76	119	5	Stem Rot	Salar Bhattian, Maryam Abad, Boray Wala, Shero Key	4	5			
	Berseem			9	Army Worm	Salar Syedina, Sowala, Shero Key, Pimdori, Kotli Mianai, Thali Wala,	6	9			
	Berseem			1	Looper				Luban Wala	1	1
	Bitter gourd	3	7								
	Brinjal	3	6	5	White Fly				Bhikhi, Jandiala Sher Khan,	2	5
	Brinjal			1	Fruit Borer				Jajo Gill	1	1
	Capsicum	8	27	4	Fruit Fly				Jand Wali	1	4
	Carrot	1	1								
	Cauliflower	2	4	2	Cabbage Looper				Dost Pur	1	2
	Chillies	15	37	1	Chilli Mosaic Virus	Maddar	1	1			
	Chillies			1	White Fly				Muridke	1	1
	Chillies			2	Fruit Fly				Aswan Road	1	2
	Fresh Bean	1	1								
	Melon	1	2	2	Red Pumpkin Beetle	Sidhanwali	1	2			
	Okra	7	17	8	White Fly				Maddar, Kot Sondah, Bhikhi	3	8
	Okra			2	Fruit Borer				Lurkey Niamat	1	2
	Pumpkin	3	7	7	Red Pumpkin Beetle	Hurdo Khokhar	2	6	Kot Sondah	1	1
	Ridge Gourd	4	4	1	Downy Mildew	Kot Sondah	1	1			
	Soyabean	1	1								
	Spinach	1	1								
	Strawberry	8	25								
	Sugerbeet	1	7								
	Apple gourd	1	1	1	Downy Mildew, Mites	Sacha Soda	1	1	Sacha Soda	1	1
	Tomato	23	109	6	Fruit Borer, Blight	Mirza Virkan	1	1	Maddar, Mirza Virkan, Singowali	3	6
	Tomato			1	Leaf Minor				Bhaini	1	1
	Turnip	1	2								
	Watermelon	3	31								
Nankana Sahib	Beans	6	4.5	3	Pod borer, Stinck bug, L.miner				Dhoor Kot, 28RB, Moror Kalan, Chak 87,	4	3
	Berseem	173	219.5	100	Armyworm	Darbar Kot, Thatha Naulan, Chak Watuwan, Sahaib wala, Chak 18, 5GB, 7GB, 8GB, Mohari wala, 13GB, Ali Judge, Kheo K Bhattian, Thatha Nehal, 112RB, 111RB, 110RB, 41RB, Pand at wala, Dugree, Hanjli, 120RB, 36RB, 42RB, 32RB, Chak 89, Chak 87, Chak 86, etc.	79	96			
	Bitter gourd	8	8	5	F. Fly, D. mildew	36RB, 117RB	3	3	Dera Sindhian, Sangianwala	2	2
	Brinjal	7	10	8	Whit fly, Borer, Jassid, Mite	Rehanwala, 28RB	2	4	Abbianwala, Rehanwala, Sangianwala, Pipal wala	4	7.5
	Cabbage	2	3.5	2.5	Armyworm	Nankana	1	2.5			
	Cauliflower	1	6	6	Armyworm, DBM	Dera Sindhian	1	6	Dera Sindhian	1	6



DISTRICT	CROPS	No. of Spots	Area Surveyed (Acre)	Area Affected (Acre)	INSECT PEST/ DISEASE	AFFECTED LOCALITIES/ AREA IN ACRES					Total No. of Beneficials
						ABOVE ETL LOCALITIES	No. of Spots Above ETL (Hot Spots)	AREA IN ACRES	BELOW ETL LOCALITIES	No. of Spots Below ETL	
	Strawberry	2	3								
	Sugarcane	7	12								
	Watermelon	6	162	8	Thrips				Bucha Chattha	1	8
Sialkot	Berseem	33	80.1								
	Beet Root	1	0.4								
	Chillies	4	8.5	3.5	Fungal Wilt ,Bacterial Wilt	(Charar)(Dhoda)(Dadu Bajwa)	3	3.5			
	Corriander	3	2								
	Cucumber	4	3.5	2.4	Downy Mildew	(Pasrur)(Charar)(Dhoda)	3	2.4			
	Sponge gourd	1	0.2	0.2	Red Pumpkin Beetle				(Ladhar)	1	0.2
	Long gourd	1	0.2								
	Mash	1	2	0.4	Bilght	Pulses Research Sub-Station Sahowali	1	0.4			
	Melon	10	88	18	Red Pumpkin Beetle , Downy mildew	(Thatha Bawa)(Dhoda)(Budhiyan)(Sokan wind)(Mahdi Pur)	5	18	(Dhoda)(Sokanwind)	2	5.5
	Mong	1	1								
	okra	1	1								
	Onion	7	42								
	Papaya	1	0.7								
	Pumpkin	3	2.5	1.4	Red Pumpkin Beetle ,Downy Mildew	(Charar)(Pasrur)	2	1.4	(Charar)(Pasrur)	2	1.4
	Squash	1	20								
	Strawberry	3	6								
	Sugarcane	7	8.1	2.1	Black Bug ,Red rot	(Chak e Ishaaq)	1	0.5	(Chacher Wali)(Chak e Ishaaq)(Chak Doburji)(Khairay)	4	2.1
	Sunflower	14	48.4	11	Helicoverpa	(Dadu Bajwa)(Budhiyan) (Kalaswala)(Mahdi Pur) (Garar Baryaar)(Ramkay)	7	11			
	Apple gourd	1	0.4								
	Apple gourd	1	3								
	Tobacco	1	3.5								
	Watermelon	4	16	10	Red Pumpkin Beetle ,Downy mildew	(Sanghay) (Mahdi Pur)(Garar Baryaar)	4	10	(Mahdi Pur)(Garar Baryaar)	2	3
Sialkot	Jalpeno	1	5								
Narowal	Alsi	1	0.5	0	0	0	0	0	0	0	0
	Chillies	19	8.5	0	0	0	0	0	0	0	0
	Corriander	9	5	0	0	0	0	0	0	0	0
	Cucumber	3	3.25	0	0	0	0	0	0	0	0
	Cucumber	8	10.25	0	0	0	0	0	0	0	0
	Sponge gourd	3	1.5	0	0	0	0	0	0	0	0
	Onion	7	9.75	5	Thrips	0	0	0	Chack Khalil, Tottaywali, Lalian.	3	5
	Pumpkin	22	10	1.5	R,P,Beetle Leaf Minor	0	0	0	Domala, Kotly Boota Singh.	3	1.5
	Spinach	1	0.5	0	0	0	0	0	0	0	0
	Apple gourd	4	2.75	0	0	0	0	0	0	0	0
	Strawberry	1	6	0	0	0	0	0	0	0	0
	Musk Melon	11	39	2	Thrips	0	0	0	Musa Pur.	1	2
	Watermelon	21	82.5	1	Mits	0	0	0	Meयो Datta.	1	2
	Sugarcane	20	28	6.5	Top Borer, Stem Borer, Black Bug.	0	0	0	Chack Beeka, Badwal, Tajokay, Achly, Kasraj, Sathiala.	6	6.5
	Popaya	1	2	0	0	0	0	0	0	0	0
	Sunflower	17	67	0	0	0	0	0	0	0	0
	Tobacco	2	0.5	0.5	Tobacco Aphid	0	0	0	Sayer Bajwa, Pranay Wahlay.	2	0.5

DISTRICT	CROPS	No. of Spots	Area Surveyed (Acre)	Area Affected (Acre)	INSECT PEST/ DISEASE	AFFECTED LOCALITIES/ AREA IN ACRES					Total No. of Beneficials	
						ABOVE ETL LOCALITIES	No. of Spots Above ETL (Hot Spots)	AREA IN ACRES	BELOW ETL LOCALITIES	No. of Spots Below ETL		AREA IN ACRES
	Berseem	53	60.75	0	0	0	0	0	0	0		
Gujrat	Berseem	63	79.25	6.84	LCP	Langrial, Checian Shams, Chak Mubarak, Muhamdipur	4	6.84				
	Berseem				Root Rot	Hasonika, Langryal	2	8.5				
	Melon	5	11.5									
	Capsicum	2	2.25									
	Chillies	2	2.25									
	Cucumber	1	1									
	Corriander	1	4									
	Jantar	5	5.5									
	Lucern	3	1.25									
	Nappier Grass	1	0.5									
	Papaya	1	2									
	Watermelon	6	17.25	1	RPB				Marar Pur	1	1	
	Strawberry	2	1.25									
	Tobacco	5	6.82	4	Aphid	Qasimabad	1	4				
	Sugarcane	32	54.16	2	Black bug				Kot Meer Hassan, Qasimabad	2	2	
Hafizabad	Berseem	108	155.5	11.5	Leaf Minor				Kot Hassan Khan, Dhonoay Dogran, Peelo, Jaidke, Laweray Kalan, Qila Murad Bakhsh, Thatha Malian, Tahir Ke	10	11.5	
	Sugarcane	14	16.5	7	Black Bug, Borer, Smut	Kot Nusrat, Sahu Ke	2	2.5	Kot Sajana, Bagh Kohna, Kot Nusrat, 36-Pump	5	6.5	
	Tobacco	2	2	0.5	TMV	Dhonoay Dogran	1	0.5				
	Watermelon	25	189	55	Downy Mildew, Thrips	Kassoke, Kot Hassan Khan, Vinni, Saiyoke, Dhuni, Duleki, Kot Nizam, Bagh Nau, Nawan Khu,	13	52	Kassoke, Vinni, Sayoki, Bagh Nau, Bphar Wala	6	41.5	
	Sunflower	1	3									
	Strawberry	2	12									
	Sorghum	6	13	5	Borer				Bhogiwala, Mangat Nicha, Dhunni	3	5	
	Beans	2	0.75									
	Melon	1	1.5									
	Watermelon	21	17.75	9.5	Downy Mildew, Anthracnose	Jalalpur Bhattian, Bhoon Kalan,	3	7	Bhoon Kalan, Ataranwala, Kot Dilawar	4	2.5	
M.B.Din	Berseem	163	201	10.5	Root Rot, Armyworm, ABW	Sohawa Diloana, Head Faqerian, Miana Gondal, Jhulana, Bagga Pump, Sahib Ka Lok, Ghaninan, Balhar	9	10.5				
	Chillies	1	0.25		Thrips				Mouza Seeray	1	0.25	
	Tobacco	15	8.75	1.5	Tobacco Mosaic Virus, Aphid	Ghanian	1	0.25	Bar Musa, Bhagowal,	2	1.25	
<b>TOTAL</b>		<b>4470</b>	<b>6995</b>	<b>1378</b>			<b>531</b>	<b>861</b>		<b>760</b>	<b>1186</b>	<b>396</b>