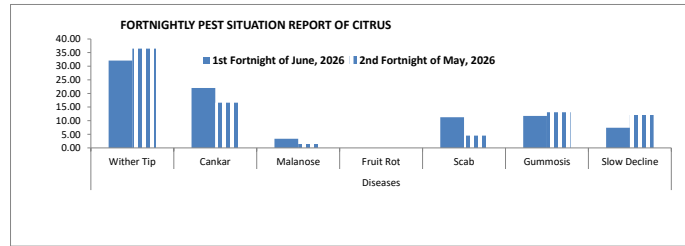
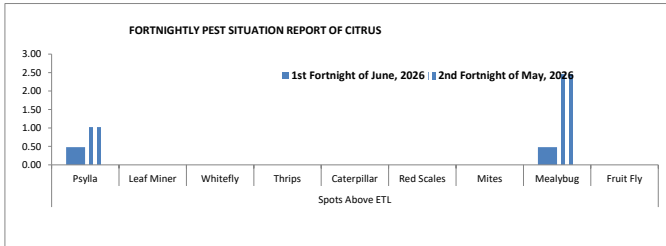


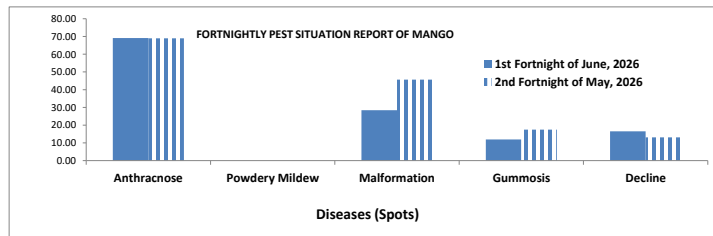
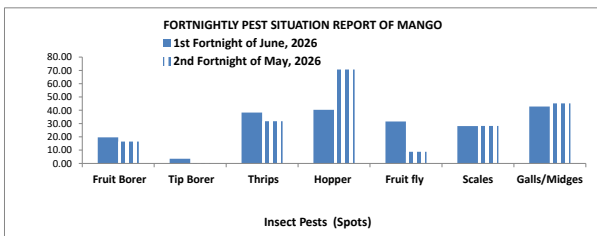
A- FORTNIGHTLY PEST SITUATION REPORT OF CITRUS

	Spots Visited	Area Surveyed (Acres)	Area Affected (Acres)	Spots Above ETL									Spots Below ETL									Diseases					
				Psylla	Leaf Miner	Whitefly	Thrips	Caterpillar	Red Scales	Mites	Mealybug	Fruit Fly	Psylla	Leaf Miner	Whitefly	Thrips	Caterpillar	Red Scales	Mites	Fruit Fly	Wither Tip	Canker	Malanose	Fruit Rot	Scab	Gummosis	Slow Decline
1st Fortnight of June, 2026	418	2233	959	2	0	0	0	0	0	0	2	0	74	172	19	10	10	0	3	0	134	92	14	0	47	49	31
% AGE				0.48	0.00	0.00	0.00	0.00	0.00	0.00	0.48	0.00	17.70	41.15	4.55	2.39	2.39	0.00	0.72	0.00	32.06	22.01	3.35	0.00	11.24	11.72	7.42
2nd Fortnight of May, 2026	488	2572	1110	5	0	0	0	0	0	0	12	0	108	209	22	27	9	0	10	0	178	81	7	0	22	64	59
% AGE				1.02	0.00	0.00	0.00	0.00	0.00	0.00	2.46	0.00	22.13	42.83	4.51	5.53	1.84	0.00	2.05	0.00	36.48	16.60	1.43	0.00	4.51	13.11	12.09



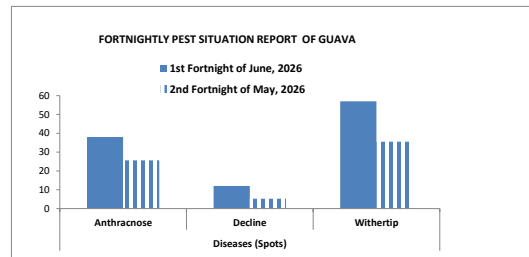
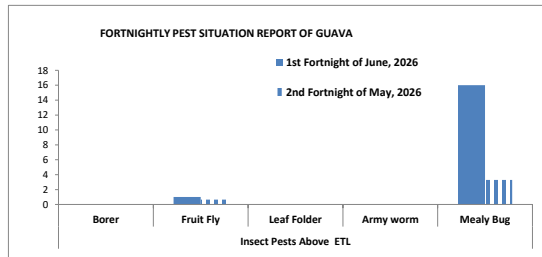
B- FORTNIGHTLY PEST SITUATION REPORT OF MANGO

	Spots Visited	Area Surveyed (Acres)	Area Affected (Acres)	Insect Pests (Spots) Above ETL							Insect Pests (Spots) Below ETL							Diseases (Spots)					
				Fruit Borer	Tip Borer	Thrips	Hopper	Fruit fly	Scales	Galls/Midges	Mealy Bug	Fruit Borer	Tip Borer	Thrips	Hopper	Fruit fly	Scales	Galls/Midges	Anthrachnose	Powdery Mildew	Malformation	Gummosis	Decline
1st Fortnight of June, 2026	285	3960	2640	0	0	3	0	1	0	0	1	56	10	109	115	90	80	122	197	0	81	34	47
% AGE				0.00	0.00	1.05	0.00	0.35	0.00	0.00	0.35	19.65	3.51	38.25	40.35	31.58	28.07	42.81	69.12	0.00	28.42	11.93	16.49
2nd Fortnight of May, 2026	412	5487	3472	3	0	0	16	0	0	0	1	68	1	131	291	36	116	186	284	0	188	72	54
% AGE				0.73	0.00	0.00	3.88	0.00	0.00	0.00	0.24	16.50	0.24	31.80	70.63	8.74	28.16	45.15	68.93	0.00	45.63	17.48	13.11



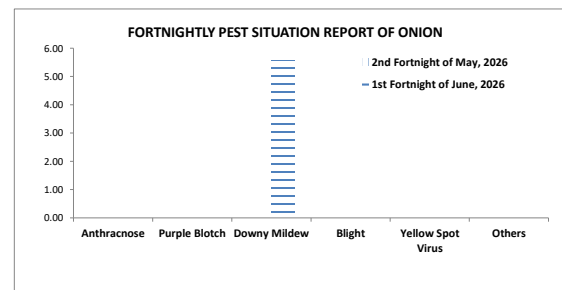

C- FORTNIGHTLY PEST SITUATION REPORT OF GUAVA

	Spots Visited	Area Surveyed (Acres)	Area Affected (Acres)	Insect Pests (Spots)									Diseases (Spots)		
				Insect Pests Above ETL					Insect Pests Below ETL				Anthracnose	Decline	Withertip
				Borer	Fruit Fly	Leaf Folder	Army worm	Mealy Bug	Borer	Fruit Fly	Leaf Folder				
1st Fortnight of June, 2026	177	822	326	0	1	0	0	16	0	16	0	38	12	57	
% AGE				0	0.56	0.00	0.00	9.04	0.00	9.04	0.00	21.47	6.78	32.20	
2nd Fortnight of May, 2026	152	596	217	0	1	0	0	5	0	21	0	39	8	54	
% AGE				0	0.66	0.00	0.00	3.29	0.00	13.82	0.00	25.66	5.26	35.53	



D- FORTNIGHTLY PEST SITUATION REPORT OF ONION

	No. of Spots	Area Surveyed (Acre)	% Spots AETL		% Spots BETL		% Spots of Diseases					
			Aphid	Thrips	Aphid	Thrips	Anthracnose	Purple Blotch	Downy Mildew	Blight	Yellow Spot Virus	Others
1st Fortnight of June, 2026	0	0	0	0	0	0	0	0	0	0	0	0
% AGE			0.00	0.00	0.00	0.00	0.00	0.00	0.00	0.00	0.00	0.00
2nd Fortnight of May, 2026	18	16	0	0	0	7	0	0	1	0	0	0
% AGE			0.00	0.00	0.00	38.89	0.00	0.00	5.56	0.00	0.00	0.00



PEST SITUATION OF FIELD CROPS, VEGETABLES & ORCHARDS FOR 1ST FORTNIGHT OF JUNE 2026

DISTRICT	CROPS	No. of Spots	Area Surveyed (Acre)	Area Affected (Acre)	INSECT PEST/ DISEASE	AFFECTED LOCALITIES/ AREA IN ACRES					Total No. of Beneficials	
						ABOVE ETL LOCALITIES	No. of Spots Above ETL (Hot Spots)	AREA IN ACRES	BELOW ETL LOCALITIES	No. of Spots Below ETL		AREA IN ACRES
Multan	Brinjal	1	1	1	Jassid				Basti Mithu	1	1	
	Brinjal				Whitefly				Basti Mithu	1	1	
	Bitter Gourd	1	1	1	Downy Mildew	Fateh Bella	1	1				
	Bitter Gourd				Fruifly				Fateh Bella	1	1	
	Bitter Gourd				Whitefly				Fateh Bella	1	1	
	Pumpkin	3	3	3	Whitefly				Fateh Bella, Biat Ketch	3	3	
	Pumpkin				Downy Mildew	Fateh Bella, Biat Ketch	3	3				
	Tomato	3	12	12	Borer	Todar Pur	1	1				
	Tomato				Jassid				Kabir Pur	1	1	
	Tomato				Whitefly				Kabir Pur, Todar Pur, Alamgeer	3	3	
	Chillies	11	19	19	Whitefly				Kabir Pur, Kotli, Gateh Bella, Basti Mithu, Mari Noon	11	19	
	Chillies				Armyworm	Kotli Nijabat	1	1				
	Chillies				Anthracoese	Basti Mithu	1	1				
	Chillies				Thrips				Kabir Pur, Gateh Bella, Basti Mithu, Mari Noon, 86M, Khan Bella, Ali Pur Saddat, Bahadur Pur, Sabra, Karmo Wali	10	18	
	Okra	10	48	44	Whitefly				Wan Chatta, Bahawalpur Sukha, Alamgeer, Kabir Pur, Baqir Pur, Jaswant Garh, Kotli, Bait Krtch, Mochi Pannu	10	44	
	Okra				Jassid	Kotli Nijabat	1	1	Wan Chatta, Bahawalpur Sukha, Alamgeer, Kabir Pur, Baqir Pur, Jaswant Garh, Bait Krtch, Mochi Pannu	9	43	
	Mung Bean	4	9	9	Whitefly				Pirahr, Bait Ketch, Deepal. 85M	4	9	27
	Mung Bean				Mosaic Virus	Pirahr, Bait Ketch, Deepal. 85M	4	5				
	Jantar	5	6	5	Armyworm	Kotli, Daira Pur, Mohan Pur, Basti Mithu	4	5				39
Khanewal	Arum	2	6	1	Mites				8 Kasi	1	1	

DISTRICT	CROPS	No. of Spots	Area Surveyed (Acre)	Area Affected	INSECT PEST/ DISEASE	AFFECTED LOCALITIES/ AREA IN ACRES					Total No. of Beneficials	
				(Acre)		ABOVE ETL LOCALITIES	No. of Spots Above ETL (Hot Spots)	AREA IN ACRES	BELOW ETL LOCALITIES	No. of Spots Below ETL		AREA IN ACRES
	Bitter Gourd	1	2	2	Fruit Borer				Rukan wala	1	2	
	Bitter Gourd				Whitefly				Rukan wala	1	2	
	Bitter Gourd				Downy Mildew	Rukan wala	1	2				
	Bitter Gourd	3	6	6	Whitefly				12 Meel, Jodhpur, Rukan Wala	3	6	
	Bitter Gourd				Downy Mildew	12 Meel, Jodhpur, Rukan Wala	3	6				
	Brinjal	4	7	5	Fruit Borer	130/15L	1	2	17/AH, 130/15L, 111/10R	3	3	
	Brinjal				Jassid				130/15L	2	3	
	Brinjal				Mites				130/15L	2	3	
	Brinjal				Whitefly				17/AH, 130/15L, 111/10R	4	5	
	Cauliflower	1	1	-								
	Chillies	3	4	3	Whitefly				17/AH, Nanakpur, 130/15L	3	3	
	Chillies				Collar Rot	17/AH	1	1				
	Chillies				ChCLV	130/15L	1	1				
	Gourd	1	1	1	Whitefly				130/15L	1	1	
	Gourd				Fruitfly				130/15L	1	1	
	Okra	9	15	12	Jassid	72/10R, Mohripur	2	3	Mastpur, Mohripur, Kabirwala Dehat, 130/15L	7	9	
	Okra				Whitefly				Mastpur, Mohripur, Kabirwala Dehat, 130/15L, 72/10R	9	12	
	Okra				Armyworm	Mohripur	2	3				
	Pumpkin	4	6	6	Whitefly				Jodhpur, 12 Meel, Kohiwala	3	5	
	Pumpkin				Beetle				12 Meel	1	1	
	Pumpkin				Fruitfly				72/10R, 12 meel	2	2	

DISTRICT	CROPS	No. of Spots	Area Surveyed (Acre)	Area Affected (Acre)	INSECT PEST/ DISEASE	AFFECTED LOCALITIES/ AREA IN ACRES						Total No. of Beneficials
						ABOVE ETL LOCALITIES	No. of Spots Above ETL (Hot Spots)	AREA IN ACRES	BELOW ETL LOCALITIES	No. of Spots Below ETL	AREA IN ACRES	
	Pumpkin				Downy Mildew	Jodhpur, 12 Meel, Kohiwala, 72/10R	4	6				
	Spinach	1	1	-								
	Tomato	2	4	4	Fruit Borer				Kohiwala, Shamkot	2	4	
	Tomato				Fruitfly				Kohiwala, Shamkot	2	4	
	Tomato				Whitefly				Kohiwala, Shamkot	2	4	
	Vegetable Marrow	1	1	1	Whitefly				130/15L	1	1	
	Vegetable Marrow				Fruitfly	130/15L	1	1				
	Vegetable Marrow				Downy Mildew	130/15L	1	1				
	Jantar	15	21	5	Whitefly				6, Kasi, Kot bahadar, 43/15L	3	3	
	Jantar				Armyworm	Nanakpur, Bhutakot	2	2				
	Lucern	1	1	1	Armyworm	130/15L	1	1				
	Mung Bean	3	5	5	Whitefly				79/10R, Bhuta Kot	2	3	3
	Mung Bean				Armyworm	Jhandeer Kasi	1	2				
Vehari	Chakotra	1	1									
	Chillies	5	19	10	Whitefly				533/EB	1	1	
	Chillies				Thrips				173/WB, Dur Pur	2	7	
	Okra	3	7	7	Jassid				203/WB,533/EB, 142/EB	3	8	
	Okra				Whitefly				203/WB	1	3	
	Okra				ABW				533/EB	1	2	
	Okra				Mites				203/WB	1	3	
	Brinjal	2	2	1	Jassid				Dur Pur	1	1	
	Brinjal				Whitefly				Dur Pur	1	1	
	Brinjal				Fruit Borer	Dur Pur	1	1				
	Tomato	1	2	2	Jassid				533/EB	1	2	
	Gourd	1	3	3	BEEETLES	Moza Dur Pur	1	3				
Lodhran	Chillies	22	68	24	Whitefly				Kot Peer Sadaat, 89/M, ThadaThaheem, Rapper Naseer Di Wahin, Sabz Kot, Chowki Masti Khan, Shah Pur Phull, Hardo Thaheem	13	24	
	Chillies				Virus	Kot Peer Sadaat, 89/M, ThadaThaheem, Rapper	11	18				
	Chillies				Anthrnose	Kot Peer Sadaat	2	6				
	Cucumber	4	9	4	Whitefly				Rapper, Dhanote, Hamble Wala	3	4	
	Cucumber				Mites				Dhanote	1	1	
	Cucumber				Downy Mildew	Rapper, Dhanote, Hamble Wala	3	4				
	Okra	6	8	6	Jassid	Kot Lal Shah	1	1	Kot Lal Shah, Hussaina Abad, 374/WB	5	5	
	Okra				Whitefly				Kot Lal Shah, Hussaina Abad, 374/WB	6	6	
	Tomato	1	1	1	Whitefly				Thada Thaheem	1	1	
	Tomato				ABW				Thada Thaheem	1	1	
	Tomato				Blight	Thada Thaheem	1	1				
	Mung Bean	8	51	14	Whitefly				Mujaldi Wala, Jageer Hoor, 25/M, Kabir Wah	5	12	9
	Mung Bean				Pod Borer				Kabir Wah	1	2	
	Mung Bean				Blight	Kabir Wah	1	10				
Bahawalpur	Brinjal	4	5	5	Fruit Borer				28 BC, 10 BC	2	2	
					Jassid				28 BC, 10 BC	2	2	

DISTRICT	CROPS	No. of Spots	Area Surveyed (Acre)	Area Affected (Acre)	INSECT PEST/ DISEASE	AFFECTED LOCALITIES/ AREA IN ACRES						Total No. of Beneficials
						ABOVE ETL LOCALITIES	No. of Spots Above ETL (Hot Spots)	AREA IN ACRES	BELOW ETL LOCALITIES	No. of Spots Below ETL	AREA IN ACRES	
					W.Fly				28 BC, 10 BC, Old Hasilpur	4	5	
					Mites				Old Hasilpur	2	3	
	Chilli	4	5	5	W.fly				04 BC, Sher Garwan, Old Hasilpur	4	5	2
					Thrips				04 BC, Sher Garwan, Old Hasilpur	4	5	
	Okra	6	8	6	W.Fly				Sanjar, 26 BC, , Old Hasilpur	5	5	5
					Jassid				Sanjar, 26 BC, , Old Hasilpur	6	6	
					Thrips				Sanjar	1	1	
	Pumpkin	2	3	2					bux Mahar, Old Hasilpur	2	2	
	Spong Guard	2	3	2	White Fly				Bux Mahar	2	2	
	Round Gourd	1	1	1	w.fly				Bux Mahar	1	1	1
	Tomato	1	1	1	w.fly				Bux Mahar	1	1	4
	Jantar	21	52	13	Army Worm	155 NP, 151 NP, Ram Kail, Tabir Wali, Kora Kulvar, 26	8	13				4
	Lucerne	13	13	1	Army Worm	Sher Garwan	1	1				2
	Millet	1	1									
	Sorghum	19	32	9	Stem Borer				Tahir wali, Chani Gotri, Kora Kulvar, Sanjar, Sher	9	9	
Bahawalnagar	Beans	2	2	2	Whitefly				Khranjpora, Dadu Ahloka	2	2	
					Armyworm	Khranjpora	1	1				
	Bitter gourd	1	1	1	Whitefly				71/4R	1	1	
	Brinjal	4	4	4	Whitefly				48F, 283HR, 288HR, MCD	4	4	
					Fruit Borer				48F	1	1	
					Jassid				48F, MCD	2	2	
					Aphid				46F, Chaki Faqi	2	2	
	Okra	6	6	6	Haliioths				Kharajpura	1	1	
					Jassid				Dadu Ahloka, 272HR, Khranjpora, 283HR	6	6	
					Whitefly				Dadu Ahloka, 272HR, Khranjpora	3	3	
	Chili	4	4	3	Whitefly				Dadu Ahloka, 48F, 283HR	3	3	
	Spong Gourd	3	3	3	Whitefly				48F, Bishnoya, 55/4R	3	3	
					Fruit fly				48F	1	1	
	Pumpkin	8	8	7	Whitefly				48f, Khranjpora, Bishnoya, 272hr, Dadu Ahloka	7	7	
					Red Pumpkin Beetle				Bishnoya, 48f, dadu Ahloka	4	4	
	Jantar	4	4	4	Whitefly				178/7R, Said Ali	2	2	
					Armyworm	6FW, Jahaneewala	2	2				
	Lucern	11	13	4	Whitefly				7FW, 55/4R, 181/7R, Said Ali	4	4	
	Millet	5	5									
	Mung	2	2	2	Spinola bug				Dadu Ahloka, 175/7R	2	2	
	Sorghum	5	5	2	Whitfly				55/4r, Dunga Ahloka	2	2	
RYKhan	Cabbage	2	3	3	Jassid				Hakemma abad ,18A	2	3	
					Whitefly				Hakemma abad ,18A	2	3	
	okra	3	3	3	Jassid				gahzipur,166p,hakeemabad	3	3	

DISTRICT	CROPS	No. of Spots	Area Surveyed (Acre)	Area Affected (Acre)	INSECT PEST/ DISEASE	AFFECTED LOCALITIES/ AREA IN ACRES						Total No. of Beneficials
						ABOVE ETL LOCALITIES	No. of Spots Above ETL (Hot Spots)	AREA IN ACRES	BELOW ETL LOCALITIES	No. of Spots Below ETL	AREA IN ACRES	
					Whitefly	Hakeema Aabd	1	1	gazipur,166p	2	2	
	VEG MARROW	2	2		Downey mildew	Gazipur	1	1	Gazipur	1	1	
	Pumpkin	3	4	4	jassid				7p,hwali lal cajnd	2	2	
					whitefly				7p,hwali lal cajnd,165p	2	3	
					fruit fly				Hwali Lal Chand	1	2	
	chillies	6	10	10	fruit borer				sewaram,76p	2	6	
					Thrips				76p,18A,165P,Goth hayat	4	7	
					Jassid				sewaram,	1	2	
					whitefly				13p,sewaram,76p,18A	5	8	
	Musk Melon	1	1	1	thrips				90p	1	1	
					Downey mildew	90p	1	1				
	Water Melon	3	3	3	whitefly				90p,91p	3	3	
					Thrips				90p,91p	3	3	
					Anthraxnose	90p,91p	2	2				
	Lucerne	7	9	2	Borer				78A	1	2	
	Sorgham	52	70									
	janter	14	16	3	Army Worm	91p,78p,31A	3	3				
	MOUNG	1	4	4	ABW				6A	1	4	
DG Khan	Bitter Gourd	2	2	1	Whitefly				Usman Koro	1	1	
	Brinjal	2	2	2	Jassid				Panjgrain, Vahova Junubi	2	2	
					Whitefly				Panjgrain, Vahova Junubi	2	2	
	Chillies	5	8	8	Jassid				Kotla Ahmad Khan, Desi Wala, Basti Yaqi	3	6	
					Thrips				Kotla Ahmad Khan, Desi Wala, Basti Yaqi, Basti Malana	5	8	
					Aphid				Kotla Ahmad Khan, Basti Malana	2	5	
	Okra	3	3	3	Jassid				Gadai Gharbi, Sokar, Panjgarain	3	3	
					Whitefly				Sokar, Panjgarain	2	2	
	Pumpkin	4	4	2	Jassid				Gadai Gharbi	1	1	
					Whitefly				Pukhan	1	1	
	Tori	5	8	6	Jassid				Gadai Gharbi, Khakhi Gharbi	2	5	
	Lucern	10	10	1	Army Worm	Bait Nurhakki	1	1				4
	Berseem	4	8									
					Whitefly				Basti Peer	1	1	
M. GARH	Chillies	5	5	5	Jassid				M/ PACCA NIACH, M/ Marhi,	3	3	
					Thrips				M Latti, M/ mahri	2	2	
	Okra	10	13	10	Jassid	Moza Kotla Laal Shah,	2	2	M/ PACCA NIACH, M Latti, M/516/TDA, oza Kotla Laal Shah, Mondka, Manka Bhutta, Raqba Sarkar	8	8	
					Aphid				M/516/TDA	1	1	
	Pumpkin	3	12	4	Jassid				M/516/TDA	1	1	
					Whitefly				M/516/TDA	1	1	
					Aphid				M/516/TDA	1	1	
					Red Pumpkin Beetle				Moza Qadir Pur Chajra	1	2	
	Ridge Gourd	3	3	2	Jassid				Chack alam shah	1	1	

DISTRICT	CROPS	No. of Spots	Area Surveyed (Acre)	Area Affected (Acre)	INSECT PEST/ DISEASE	AFFECTED LOCALITIES/ AREA IN ACRES					Total No. of Beneficials
						ABOVE ETL LOCALITIES	No. of Spots Above ETL (Hot Spots)	AREA IN ACRES	BELOW ETL LOCALITIES	No. of Spots Below ETL	
	Zucchini	1	0.1	0.1	Downy mildew	Sehana	1	0.1			
Chakwal	Apple	2	0.3								
	Apricot	5	0.6								
	Bittergourd	20	15.0	1.25	White fly				Waoola, Akwal	2	0.25
					Fruit fly				Bouchal, Dhok Larhiyan, Dulmial, Dodial	4	0.5
					Blight	Jhamara, Dhurnal, Dhok Chandhi, Akwal	4	0.5			
	Brinjal	28	11.3	2.25	Fruit borer	Jabbair pur, Karyala, Miani, Dhurnal, Mayail, Dhok Moosa, Dhok Sheeran., Dhok Saleem Khail, Badshahpur, Dulmial, Dhok Marya	14	1.75			
					Jassids	Dhok Larhiyan, Dhok Chandhi,	2	0.25			
					Mites				Karhan, Dhok Chandhi	2	0.25
	Cabbage	2	5.0								
	Capsicum	31	23.9	1.375	Fruit borer				Dhok Daraz, Karhan, Miani, Naka kahot, Bilalabad, Jasiyal, Adlaka	8	1
					RPB	Miani	1	0.125			
					White fly				Jabaiarpur, Dhok Daraz	2	0.25
	Cauliflower	6	7.8								
	Chillies	36	16.0	1	Fruit borer				Jabair pur, Karyala, Miani, Waoola	4	0.5
					White fly				Titral, Dhok Daraz, Karyala, Bilalabad	4	0.5
	Corriander	35	57.9								
	Cucumber	15	18.9	1.875	RPB	Karyala, Dhurnal, Dhok Larhiyan, Dhok Chandhani	5	1.875			
	Govara	2	0.8								
	Grapes	3	0.9								
	Lemon	1	0.3								
	Loquat	1	0.1								
	Lucern	10	7.6								
	Luquat	1	0.1								
	Melon	5	39.3								
	Mint	1	0.1								
	Okra	50	10.9	2.5	Fruit borer				Dhurnal, Mayail, Dhok Moosa, Tamman, Dhok Maryan, Dodial, Dhok Kamal,	7	0.875
					Jassids	Khairpur, Miani, Khairpur, Dhari Jhaba, Bilal abad, Jasiyal	5	0.625			
					White fly				Karyala, Bhoon, Dhok Larhiyan, Dhok Chandhi, Akwal, Bilal abad, Kot Sarang, Akwal	8	1
	Peach	6	17.9	1.25	Fruit fly				Khokhar Bala, Maghiyal, Akwal	3	1.25
	Pomegranate	4	0.5	0.125	Canker	Dodial	1	0.125			
	Pumpkin	52	23.6	3.875	Aphids				Dhok Daraz, Bhoon, Bouchal	3	0.375

DISTRICT	CROPS	No. of Spots	Area Surveyed (Acre)	Area Affected (Acre)	INSECT PEST/ DISEASE	AFFECTED LOCALITIES/ AREA IN ACRES						Total No. of Beneficials
						ABOVE ETL LOCALITIES	No. of Spots Above ETL (Hot Spots)	AREA IN ACRES	BELOW ETL LOCALITIES	No. of Spots Below ETL	AREA IN ACRES	
	Lucern	2	2									
	Okra	9	3	2.25	Duskybug				Astana, Haji Usman, Dawar, Kaloka, Thatha Thakur, Rao Bagh, Jasrat Talib, 145 GB	6	2.25	
	Tomato	4	1.25									
	Water melon	2	5									
	Sesame	1	2	2	AW	239JB	1	2				
Faisalabad	Bean	2	2									
	Bitter Gourd	6	26	11	F.Fly				221 GB, 126 RB	2	11	
	Brinjal	2	2	2	W.FLY, F.BORER				446 GB, 126 RB	2	2	
	Chilli	2	3									
	Cucumber	4	11	7	W.FLY,				447 GB, 211 GB	2	7	
	Okra	2	2	1	W.Fly				446 GB	1	1	
	Muskmelon	3	7									
	Pumpkin	5	6	2	F.Fly				447 GB, 483 GB	2	2	
	Round Gourd	2	3									
	Spinach	1	1									
	Spong Gourd	3	6	1	Leaf Minor				96 GB	1	1	
	Tobacco	7	9									
	Tomato	5	17	4	F.Borer				483 GB, 126 RB	2	4	
	Water Melon	2	4									
Jhang	Chili	5	11									
	Eggplant	2	4	1	Fruit Borer				Korian	1	1	
	Jantar	16	23									
	Okra	2	2									
	Sunflower	1	2	1	Leaf Spot	lak bhadar	1	1				
TTsingh	Mong Bean	2	5	4	W.fly				734 GB	1	4	
	Brinjal	2	3	2	Fruit Borer				429JB, 161GB	2	2	
	Cucumber	3	5									
	Chili	1	6	6					739 GB	1	6	
	Okra	1	1	1	Jassid				712GB	1	1	
	Tomato	1	1									
Lahore	Arvi	2	7	0								
	Brinjal	1	0.48	0.48	Whitefly				Manga	1	0.48	
	Bitter gourd	2	4	0								
	Cabbage	2	5	0								
	Chillies	3	2.48	1	Thrips				Manga Uthar	1	1	
	Corriander	6	15.48	0								
	Cucumber	1	0.72	0								
	Litchi	1	6	2	Fruitborer				Peernwala wara	1	2	
	Musk Melon	3	20	2	Downy mildew	Chandheer	1	2				
	Okra	1	1	1	Jassid	Bhano Chak	1	1				
	Sunflower	1	2	0								
	Ridge gourd	1	2	0								
	Spinach	1	2	0								
	Sponge gourd	3	8	2	Fruit fly, Whitefly				Mojoki, Manga	2	2	
	Sugarcane	5	15	1	Black bug				Ladheki Bhullar	1	1	
	Tomato	2	2	1	Fruit borer				Manga	1	1	
	Turnip	1	3	0								
Kasur	Arvi	10	44	3	Armyworm	Doley wala	1	3				
	Bitter gourd	3	4	1	Fruitfly				sandha nizam	1	1	
	Cabbage	2	12	0								
	Chillies	10	10	6	Collar Rot, Root rot	Khurseed Nagar, sodi waal, cheena hithard, Parah wala kho, phalerien	6	6				

DISTRICT	CROPS	No. of Spots	Area Surveyed (Acre)	Area Affected (Acre)	INSECT PEST/ DISEASE	AFFECTED LOCALITIES/ AREA IN ACRES						Total No. of Beneficials
						ABOVE ETL LOCALITIES	No. of Spots Above ETL (Hot Spots)	AREA IN ACRES	BELOW ETL LOCALITIES	No. of Spots Below ETL	AREA IN ACRES	
Wazirabad	Bitter gourd	2	1.5	1	Fruit fly				Bucha Chattha	1	1	
	Brinjal	1	2	2	Thrips				Panduki Kallan	1	2	
	Chillies	8	6.75	0								
	Musk Melon	1	7	0								
	Sugarcane	1	1	0								
Sahiwal	Tomato	1	4	0								
	Spinach	2	3	1	Army Worm	6/14L	1	1				
	Cucumber	2	2	0								
	Brinjal	1	2	1	Borer				168/9L	1	1	1
	Okra	1	1	1	Jassid				10/11L	1	1	1
Pakpattan	Pumpkin	1	1	0								
	Brinjal	2	2	1	White Fly				Mehdi khan	1	1	
	Chillies	1	1	0								
	Cucumber	1	4	0								
	Okra	2	2	2	Jassid				Sao Wala kho , 84D	2	2	
Okara	Tomato	1	1	1	Borer				84D	1	1	
	Arvi	1	2	1	AW	24/2RA	1	1				
	Bitter gourd	2	2	0								
	Chillies	2	3	3	Thrips				24/2L, Hujra	2	3	
	Cucumber	1	2	0								
	Okra	2	3	0								
	Pumpkin	1	1	0								
	Ridge gourd	1	1	0								
	Spinach	3	13	1	AW	Nizam Din	1	1				
Tomato	1	4	2	Tomato Borer				Hujra	1	2		
Turmeric	1	1	0									
TOTAL		3587	4603.06	1223.56			322	314.545		919	1186.015	255.4