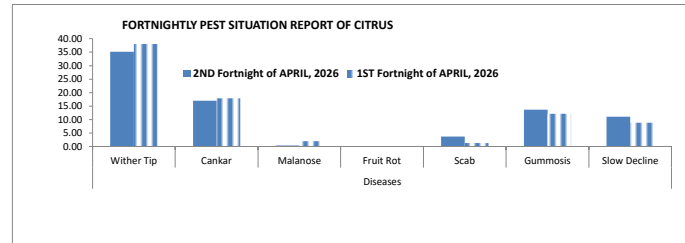
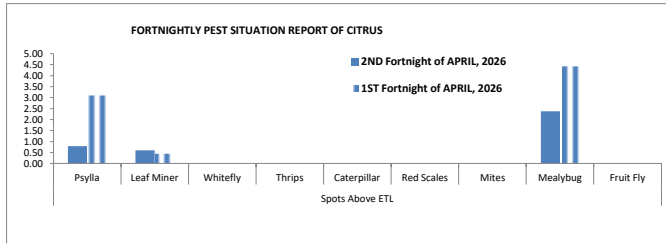


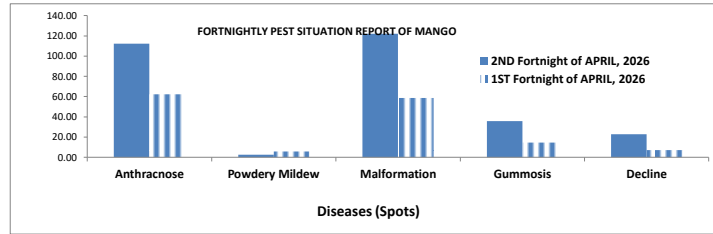
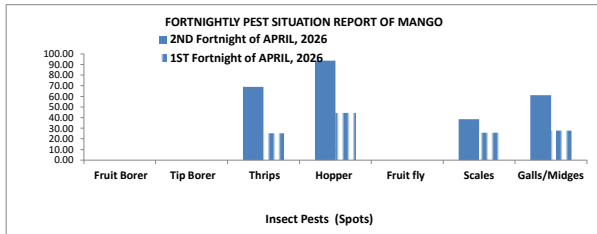
A- FORTNIGHTLY PEST SITUATION REPORT OF CITRUS

	Spots Visited	Area Surveyed (Acres)	Area Affected (Acres)	Spots Above ETL									Spots Below ETL									Diseases					
				Psylla	Leaf Miner	Whitefly	Thrips	Caterpillar	Red Scales	Mites	Mealybug	Fruit Fly	Psylla	Leaf Miner	Whitefly	Thrips	Caterpillar	Red Scales	Mites	Fruit Fly	Wither Tip	Cankar	Malanose	Fruit Rot	Scab	Gummosis	Slow Decline
2ND Fortnight of APRIL, 2026	504	2738	1221	4	3	0	0	0	0	0	12	0	124	201	22	23	5	0	9	0	177	86	2	0	19	69	56
% AGE				0.79	0.60	0.00	0.00	0.00	0.00	0.00	2.38	0.00	24.60	39.88	4.37	4.56	0.99	0.00	1.79	0.00	35.12	17.06	0.40	0.00	3.77	13.69	11.11
1ST Fortnight of APRIL, 2026	452	2622	1114	14	2	0	0	0	0	0	20	0	159	188	33	7	2	0	3	2	172	81	9	0	6	55	40
% AGE				3.10	0.44	0.00	0.00	0.00	0.00	0.00	4.42	0.00	35.18	41.59	7.30	1.55	0.44	0.00	0.66	0.44	38.05	17.92	1.99	0.00	1.33	12.17	8.85



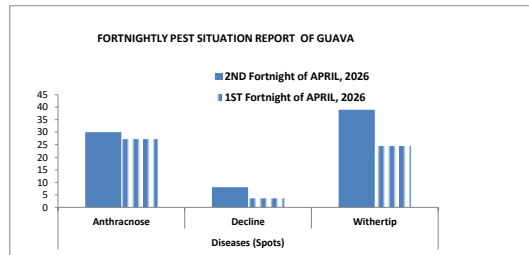
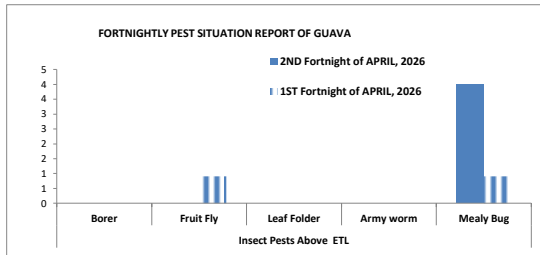
B- FORTNIGHTLY PEST SITUATION REPORT OF MANGO

	Spots Visited	Area Surveyed (Acres)	Area Affected (Acres)	Insect Pests (Spots) Above ETL								Insect Pests (Spots) Below ETL								Diseases (Spots)				
				Fruit Borer	Tip Borer	Thrips	Hopper	Fruit fly	Scales	Galls/Midges	Mealy Bug	Fruit Borer	Tip Borer	Thrips	Hopper	Fruit fly	Scales	Galls/Midges	Anthraxnose	Powdery Mildew	Malformation	Gummosis	Decline	
2ND Fortnight of APRIL, 2026	644	12489	8383	0	0	2	188	0	0	0	20	0	0	298	404	0	166	264	485	11	527	154	99	
% AGE				0.00	0.00	0.46	43.52	0.00	0.00	0.00	4.63	0.00	0.00	68.98	93.52	0.00	38.43	61.11	112.27	2.55	121.99	35.65	22.92	
1ST Fortnight of APRIL, 2026	354	4188	3035	0	0	8	30	0	1	0	7	0	0	109	192	0	111	120	269	25	253	63	30	
% AGE				0.00	0.00	1.85	6.94	0.00	0.23	0.00	1.62	0.00	0.00	25.23	44.44	0.00	25.69	27.78	62.27	5.79	58.56	14.58	6.94	



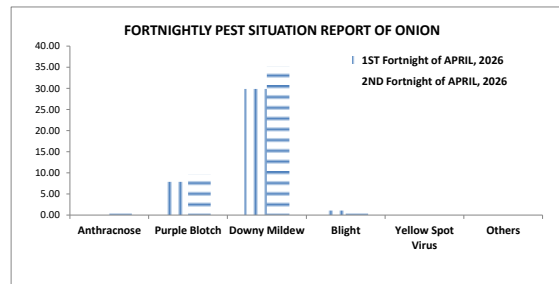
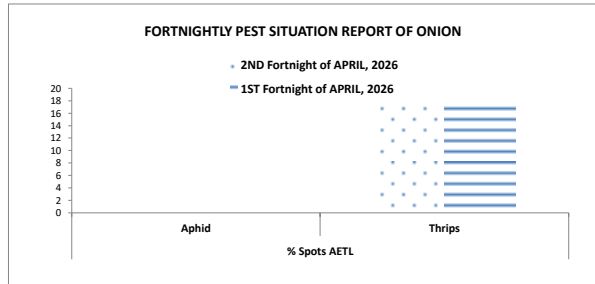
C- FORTNIGHTLY PEST SITUATION REPORT OF GUAVA

	Spots Visited	Area Surveyed (Acres)	Area Affected (Acres)	Insect Pests (Spots)									Diseases (Spots)		
				Insect Pests Above ETL					Insect Pests Below ETL				Anthracnose	Decline	Withertip
				Borer	Fruit Fly	Leaf Folder	Army worm	Mealy Bug	Borer	Fruit Fly	Leaf Folder				
2ND Fortnight of APRIL, 2026	172	613	201	0	0	0	0	4	0	29	0	30	8	39	
% AGE				0	0.00	0.00	0.00	2.33	0.00	16.86	0.00	17.44	4.65	22.67	
1ST Fortnight of APRIL, 2026	110	448	161	0	1	0	0	1	0	30	0	30	4	27	
% AGE				0	0.91	0.00	0.00	0.91	0.00	27.27	0.00	27.27	3.64	24.55	



D- FORTNIGHTLY PEST SITUATION REPORT OF ONION

	No. of Spots	Area Surveyed (Acre)	% Spots AETL		% Spots BETL		% Spots of Diseases					
			Aphid	Thrips	Aphid	Thrips	Anthracnose	Purple Blotch	Downy Mildew	Blight	Yellow Spot Virus	Others
			2ND Fortnight of APRIL, 2026	191	513	0	19	0	106	0	15	57
% AGE			0.00	9.95	0.00	55.50	0.00	7.85	29.84	1.05	0.00	0.00
1ST Fortnight of APRIL, 2026	188	480	0	32	2	117	3	18	66	2	0	0
% AGE			0.00	17.02	1.06	62.23	1.60	9.57	35.11	1.06	0.00	0.00



PEST SITUATION OF FIELD CROPS, VEGETABLES & ORCHARDS FOR 2nd FORTNIGHT OF APRIL, 2026

DISTRICT	CROPS	No. of Spots	Area Surveyed (Acre)	Area Affected (Acre)	INSECT PEST / DISEASE	AFFECTED LOCALITIES/ AREA IN ACRES					Total No. of Beneficials	
						ABOVE ETL LOCALITIES	No. of Spots Above ETL (Hot Spots)	AREA IN ACRES	BELOW ETL LOCALITIES	No. of Spots Below ETL		AREA IN ACRES
Multan	Chakotra				Mosaic							
	Cucumber	3	24	9	Downy Mildew	Chatta, Mochi Pannu	3	9				
	Cucumber				Whitefly				Chatta	2	8	
	Okra	6	8	8	Whitefly				Mirahli Wahne, Wains	3	5	
	Okra				Aphid				Mirahli Wahne, Basti Mithu	3	4	
	Okra				SBW				Wains.	2	3	
	Okra				Armyworm		1	1	Buahadar Pur			
	Okra				Jassid				Mirahli Wahne, Wains Basti Mithu, Buadar Pur	6	8	
	Brinjal	1	1	1	Jassid				Mochi Pannu	1	1	
	Brinjal				Whitefly				Mochi Pannu	1	1	
	Brinjal				Fruit borer				Mochi Pannu	1	1	
	Brinjal				Aphid				Mochi Pannu	1	1	
	Bitter Gourd	1	2	1	Downy Mildew	Chatta	1	2				
	Bitter Gourd				Whitefly				Chatta	1	2	
	Carrot	1	10	10								
	Bitter Gourd	2	23	7	Whitefly				Chatta	2	7	
	Bitter Gourd				mOSAIC	Chatta	2	7				
	Tomato	8	32	9	Borer	Todar Pur	1	2	Dhundo, Wains, Buadar Purr	3	3	
	Tomato				Whitefly				Alamgeer, Todar Pur, Dhundo, Wains	4	5	
	Tomato				Fruitworm				Kotla	1	2	
	Tomato				Aphid				Mirahli Whane, Todar Pur, Dhundo	3	4	
	Tomato				Blight	Kotla, Alamgeer	2	3				
	Tomato				LCV	Dhundo Wains	2	2				
	Chillies	8	24	14	Whitefly				Chatta, Dhundo, Wains, Jahan Pur, Kotli Adil, Mochi Pannu, Aado Wali	8	14	
	Chillies				Armyworm	Dhundo, Mochi Pannu, Aado Wali	3	5				
	Chillies				LCV	Chatta, Dhundo	3	3				
	Sunflower	1	2	2	American	Mohan Pur Gharbi	1	2				6
	Lucern	3	5									20
	Berseem	15	16	5	Armyworm	Saddiq, Sher Singh, Kotli, 13/F	4	4				101
	Berseem				Mosaic	Siddiq, Buzadar Wala	2	2				
	Napier Grass	1	1									1
Khanewal	Arum	3	7	3	Whitefly				3 kasi	1	2	
	Arum				Armyworm	3 kasi	1	2				
	Brinjal	4	10	6	Whitefly				5/AH, Mubarakpur, 47/15L	4	6	
	Brinjal				Fruit Borer				5/AH, Mubarakpur, 47/15L	3	4	
	Brinjal				Jassid				47/15L	1	1	
	Chillies	2	2	2	Wilt	150, 167/10R	2	2				
	Okra	6	10	8	jassid				105/10R, 5/8AR, Kabirwala Dehat, Mubarakpur, mastour	6	8	
	Okra				Whitefly				Kabirwala Dehat, Mubarakpur, mastpur	3	4	
	Okra				Aphid				5/8AR	1	1	
	Pumpkin	3	9	6	Whitefly				Mubarakpur	2	5	
	Pumpkin				Beetle				Mubarakpur, 5/AH3	3	6	
	Pumpkin				Downy Mildew	Mubarakpur, 5/AH3	3	6				
	Round Gourd	1	1	-								
	Tomato	3	4	3	Fruit Borer				167/10R	1	2	
	Tomato				Aphid				167/10R	1	2	
	Tomato				Whitefly				125/15L	1	1	
	Berseem	51	56	10	Armyworm	17 AH, 13/8R, 66/15L, 133, 137/16l, Bhuta Kot, Mungo Wala	7	7				119
	Berseem				Aphid				84/10R, 3 Kasi, Bhuta Kot	3	3	
Vehari	Cucumber	1	5	1	Downy Mildew	116/WB	1	1				

DISTRICT	CROPS	No. of Spots	Area Surveyed (Acre)	Area Affected (Acre)	INSECT PEST/ DISEASE	AFFECTED LOCALITIES/ AREA IN ACRES						Total No. of Beneficials
						ABOVE ETL LOCALITIES	No. of Spots Above ETL (Hot Spots)	AREA IN ACRES	BELOW ETL LOCALITIES	No. of Spots Below ETL	AREA IN ACRES	
	Couliflower	1	2	2	Aphid				451/EB	1	2	
	Spinach	4	7									
	Tomato	1	3	3	Aphid				44/KB	1	3	
	Chillies	2	7	7	Thrips				Moza Dur Pur,173/WB	2	7	
	Okra	2	5	5	Jassid				203/WB, 116/WB	2	5	
	Okra				Aphid				203/EB	1	3	
	Gourd	3	7	7	Aphid				Moza Dur Pur	2	4	
	Gourd				Red Beetles				Moza Dur Pur	2	6	
	Tori	1	3	3	Red Beetles				116/WB	1	3	
	Berseem	15	19									13
Lodhran	Bitter Gourd	2	5	3	Fruitfly				Jamrani Wah, Bahawalgarh	2	3	
	Bitter Gourd				Downy Mildew	Jamrani Wah, Bahawalgarh	2	3				
	Chillies	23	67	35	Aphid				Bhuteji, Gogran, Chutti, Chamb Kulyar,Gaggan Hatta, Sumra, Kot Peer Sadaat, Dall Wala, Saadullah Pur, Hafiz Muhammad Wala, Noor Shah Gillani, Dhanote, Kabir Wah, Jamrani Wah,Bahawalgarh	19	35	
	Chillies				Jassid				Kot Peer Sadaat, Dall Wala, Saadullah Pur,Hafiz Muhammad Wala, Jamrani Wah	6	15	
	Chillies				Whitefly				Bhuteji, Gogran, Chutti, Chamb	12	19	
	Chillies				Virus	Bhuteji, Gogran, Chutti, Chamb Kulyar,Gaggan Hatta, Sumra, Kot Peer Sadaat, Saadullah Pur, Hafiz Muhammad Wala, Noor Shah Gillani, Dhanote, Kabir Wah, Jamrani Wah,Bahawalgarh	17	30				
	Chillies				Anthrcnose	Dall Wala, Noor Shah Gillani	2	5				
	Cucumber	9	31	14	Whitefly				Chutti, Dhanote, Bahawalgarh	7	14	
	Cucumber				Mites				Chutti, Dhanote	3	9	
	Cucumber				Downy Mildew	Chutti, Dhanote	4	11				
	Cucumber				Blight	Dhanote, Bahawalgarh	3	3				
	Pumpkin	1	2	0								
	Okra	7	12	8	Jassid				Sumra, Chak Himta, 100/M, 98/M, Sandhi Wala, Kabir Wah	7	8	
	Okra				Whitefly				Sumra, Chak Himta, 100/M, 98/M, Sandhi Wala, Kabir Wah	7	8	
	Okra				Aphid				Sumra, Chak Himta, 100/M, 98/M, Sandhi Wala, Kabir Wah	7	8	
	Melon	4	37	24	Whitefly				Wahind Sermani, Pacca, Fareeda Abad	4	24	
	Melon				Fruit Fly				Wahind Sermani, Pacca, Fareeda Abad	4	24	
	Melon				Downy Mildew	Wahind Sermani, Pacca, Fareeda Abad	4	24				
	Spinach	1	1	0								
	Tomato	3	10	6	Fruit Borer				Sandhi Wala, Bahawalgarh	3	6	
	Tomato				Whitefly				Sandhi Wala, Bahawalgarh	3	6	
	Tomato				Aphid				Sandhi Wala, Bahawalgarh	3	6	
	Tomato				Blight	Sandhi Wala, Bahawalgarh	3	6				
	Berseem	13	14	4	AW	Raja Pur, Dall Wala, Tibba Rahar,	4	4				13
	Sunflower	1	45	10	Jassid				Raja Pur Shumali	1	10	2
	Lucern	1	1	1	ABW				329/WB	1	1	2
Bahawalpur	Brinjal	3	4	4	Jassid				10 BC, Vislan	2	3	2
					Fruit Borer				10 BC, Vislan	2	3	
					W.fly	10 BC	1	1	Veslan, Old Hasilpur	2	3	
					Mites				10 BC	1	1	
	Bitter Gourd	3	4	3	W.Fly				Gul Dera , Badardin, Old Hasilpur	3	3	1
					Jassid				Badardin	1	1	
					Wilt	Badardin	1	1				
	Chillies	3	3	3	W.Fly				29 BC, Vislan, Old Hasilpur	3	3	2
					Thrips				Old Hasilpur	1	1	

DISTRICT	CROPS	No. of Spots	Area Surveyed (Acre)	Area Affected (Acre)	INSECT PEST/ DISEASE	AFFECTED LOCALITIES/ AREA IN ACRES						Total No. of Beneficials
						ABOVE ETL LOCALITIES	No. of Spots Above ETL (Hot Spots)	AREA IN ACRES	BELOW ETL LOCALITIES	No. of Spots Below ETL	AREA IN ACRES	
					Aphid				29 BC	1	1	
	Capsicum	1	1	1	W.Fly				29 BC	1	1	
	Okra	9	9	6	W.Fly				Musafir Khana,Khamisa, Wahi Qadir Dina,	6	5	3
					Jassid				Khamisa, Old Hasilpur, Wahi Qadir Dina	8	6	
					Powdery Mildew	Old Hasilpur	1	1				
	Round Gourd	2	2	2	White Fly				Khamisa	2	2	
	Sponge Gourd	2	4	2	White Fly				Wahi Qadir Dina	2	2	
	Tomato	3	8	3	w.fly				29BC, Wahi Qadir Dina	3	3	1
	Barseem	37	35	6.5	Army Worm	Punnu, 4 BC, Jahanpur, 115DNB, 59 DB.	7	6.5				8
	Lucern	8	6		Army Worm	Khuram Pur, 70F	2	1				2
	Millet	3	5									2
	Sorghum	2	1									2
	Sunflower	3	9	9	Jassid				4 BC, 36 BC, Old Hasilpur	3	9	9
					Heliothis				4 BC, 36 BC, Old Hasilpur	3	9	
Bahawalnagar	Brinjal	1	1	1	Aphid				Chak Faqi	1	1	
					Whitefly				Chak Faqi	1	1	
					Fruit Borer				Chak Faqi	1	1	
	Gawar	1	1	1	Aphid				48/3R	1	1	
					Whitefly				48/3R	1	1	
	Chillies	1	1	1	Whitefly				48/3R	1	1	
	Corender	2	2	2	Whitefly				48/3R, 54/4R	2	2	
	Okra	4	4	4	Whitefly				Dunga Akuka, 47f, TC	3	3	
					Aphid				47F, 274hr, TC	3	3	
	Spong Gourd	5	3	3	Whitefly				Dunga Akuka, 274hr, 47F	3	3	
					Fruit fly				Dunga Akuka, 47F	2	2	
	Pumpkin	3	3	3	Whitefly				274hr, Qadirpur	2	2	
					Aphid				274hr, Qadirpur	2	2	
	Spinach	1	1	1	Armyworm	Qadirpur	1	1				
					Whitefly				Qadirpur	1	1	
	Tinda Gourd	3	3	3	Fruit fly				48F	1	1	
					Whitefly				Dunga Akuka, 48f, Chak Faqir	3	3	
					Fruitfly				48F	1	1	
	Tomato	3	3	3	Aphid				Dunga Akuka, TC,	3	3	
					Whitefly				Dunga Akuka, TC,	2	2	
	Berseem	7	7	5	Aphid				Kot babul, Ramzan wali,Mangeer sharif,	5	5	
					Root Rot	71/4R	1	1				
	Lucern	19	19	8	Aphid				Jahania wala, 84/5R, 237/9R, 238/9,	8	8	
					Root Rot	260HR	1	1				
	Guava	10	17	10								
	Citrus	19	56	50								
	Mango	6	6	6								
RY Khan	Barseem	24	39									
	Lucerne	1	1									
	Onion	1	1	1	Downy Meldew	Moni trhal	1	1				
	Bitter gourd	1	1	1	White Fly	Bindoor	1	1				
					Jassid				Bindoor	1	1	
	Brinjal	1	1	1	Fruit Borer				Hakra	1	1	
					White Fly				Hakra	1	1	
					Jassid				Hakra	1	1	
	Chillies	8	8	3	Fruit Fly				,swaitra,Illahi Chana,Rahimabad	3	3	
					White Fly				,swaitra,Illahi Chana,Rahimabad	3	3	
	Cocumber	2	3	1	Downy Meldew	Bindoor	1	1				
					White Fly				Bindoor	1	1	

DISTRICT	CROPS	No. of Spots	Area Surveyed (Acre)	Area Affected (Acre)	INSECT PEST/ DISEASE	AFFECTED LOCALITIES/ AREA IN ACRES						Total No. of Beneficials
						ABOVE ETL LOCALITIES	No. of Spots Above ETL (Hot Spots)	AREA IN ACRES	BELOW ETL LOCALITIES	No. of Spots Below ETL	AREA IN ACRES	
					Thrips				Bindoor	1	1	
	Okra	2	2	1	White Fly				Moran	1	1	
	Pumpkin	7	7	7	White Fly				100/P.,Rahimabad	4	4	
					Fruit Fly				100/P.,Sawitra,Moran	4	4	
	Tomato	4	5	4	Fruit Borer	Bindoor,100/P,Kotala Madho	3					
					White Fly				Bindoor,Kotala Madho	2	2	
DG Khan	Cabbage	1	1									
	Chillies	6	6	2	Aphid				Rohali, Nabi Chatri	2	2	
	Touri	3	3									
	Pumpkin	7	7									
	Bitter Gourd	2	2									
	Laddy Finger	7	7	2	Jassid				Bait Sowai	2	2	
	Brinjal	3	3	2	Jassid				Bado	2	2	
					Whitefly				Bado	2	2	
	Berseem	58	58	7	Aphid				Haider Qureshi, Chak Dodara, Mana Ahamdani, Garai Gharbi, Daqar Chit Gaadi, Jhok Bodo	7	7	6.9
	Sunflower	15	15	3	Jassid				Litri Shumali, Jhoke Bodo	2	2	0.9
					Whitefly					1	1	
M. Garh	Chillies	9	14	9	Whitefly				Beli Janubi, Tarf Sukhan	2	2	
					Thrips				Ghalwan II, Mud wlaa, Lundi Pitafi	4	16	
					Wilt	Beli Janubi, Tarf Sukhan	2	2				
					Blight	Beli Janubi, Khangarh	2	2				
	Okra	5	5	5	Jassid	Ghalwan II	2	2	Ghalwan ,629/TDA	2	2	
					Whitefly				533 TDA	1	1	
					aphid				629/TDA, 533/TDA	2	2	
	Tori	1	1	1	aphid				542/TDA	1	1	
	Pumpkin	4	4	4	Red Pumpkin B Eetle				Tarf Maso, Rao	2	2	
					Whitefly				Beli Janubi	1	1	
					Fruit Fly				Rao	1	1	
	Ridge Gourd	2	2	0								
	Mint	2	2	2	Thrips				Ghalwan II	2	2	
	Tomato	7	7	7	Fruit Borer	Ghalwa II	1	1	Beli Janubi, Lutkaran	3	3	
					aphid				Ghalwan II ,	2	2	
					Whitefly				Tarf Sukhan	1	1	
					Wilt	Tarf Sukhan	1	1				0
	Berseem	121	124	15	Armyworm	Ghalwan Alipur Pacca Naich Makhan Bela	5	5				5
					Aphid				Ghalwan , Azma t Pur , Tibi Arain Yaki waali Ghalwan II	8	8	
					Root Rot	M/Jano Mustaqil,M/Tibba Sharqi	2	2				
Rajanpur	Brinjal	4	3	3	Fruit Borer				Kot Tahir, Warich Colony	2	2	
	Cucumber	1	2		Aphid							
	Pumpkin	5	5									
	Okra	2	2	2	Jassid				Tatarwala	2	2	
	Ridgegourd	5	5	1	Whitefly				Kot Tahir	1	1	
	Chillies	10	18	5	Thrips				Tibba Chandia, Kot Janu, Tatarwala	5	5	
	Tomato	1	1									
	Cauliflower	1	1									
	Berseem	189	191	19	Root Rot	Kotla Deewan, Muhammadpur, Burrayah, Nawan Shehr, Qambar Shah, Tibi Chandia, Allahabad Sharqi, Basti Phali, Saleemabad, Kotla Hassan Shah	19	19				
Layyah	Lucern	18	20	4	Heliothus				160-A/TDA, 348/TDA, 364/TDA	3	4	42.15
	Sunflower	9	20	4	Aphid				94/ML	1	1	23.1
					Heliothus				160-B/TDA, Kunnel Thal, 94/ML	3	3	
Chiniot	Barseem	164	309	20	AW	Kalowal, Burjian, Ialian, thatha Harian, jani Shah, Kaloka, Kul, Wainsawala, 226JB, Riaz Wala, 212 Jb mangini, 157 Jb						
	Lursan	2	3									
	Bitter Gourd	1	1									
	Capsicums	1	1									
Faisalabad	Barseem	129	161.25	26	RootRot, Armyworm	133 RB, 471 JB, 467 JB	25	26				
	BeetRoot	1	1									
	Bitter Gourd	4	14.5	3.5	Jassid, D.Mildew	162 RB	1	1.5	126 RB	1	2	

DISTRICT	CROPS	No. of Spots	Area Surveyed (Acre)	Area Affected (Acre)	INSECT PEST/ DISEASE	AFFECTED LOCALITIES/ AREA IN ACRES						Total No. of Beneficials
						ABOVE ETL LOCALITIES	No. of Spots Above ETL (Hot Spots)	AREA IN ACRES	BELOW ETL LOCALITIES	No. of Spots Below ETL	AREA IN ACRES	
	Marigold	1	0.4									
	Mint	13	2.1									
	Mustard	3	0.4	0.1	Aphid				Adiyala	1	0.1	3
	Oat	10	5.0	0.3	Aphid				Dhoke Nallah, Garhi Afganana, Thatta Khalil	3	0.3	4
	Okra	15	6.3	0.5	Jassid				Adiyala, Garhi Afganana, Mohra Khatran	4	0.5	
	Papaya	1	0.1									
	Peach	8	1.0									13
	Pear	2	0.4									
	Plum	2	0.2									3
	Pomegranate	5	0.9									
	Pumpkin	5	0.9	0.3	Red Pumpkin Beetle				thanda pani, Farooq e Azam	2	0.3	
	Radish	5	0.6									
	Rapeseed	1	0.1									
	Ridge Gourd	1	0.4									
	Rose	2	7.6	0.1	Thrips				Garhi Afganana	1	0.1	9
				0.1	Diplocarpon leaf spots	Garhi Afganana	1	0.1				
	Round Gourd	4	1,000	0.4	Red Pumpkin Beetle				Gangu Jumma, Kolian	4	0.4	
	Shatala	1	0.1									
	Spinach	49	9.9	0.1	Jassid				moza tanki	1	0.1	2
				0.1	Thrips				Dahgal Adyala Rd	1	0.1	
	Sponge Gourd	5	0.5	0.2	Red Pumpkin Beetle				Gangu Jumma, Kahuta	2	0.2	
	Taro Root	2	0.8									
	Tinda	9	5.4	0.3	Red Pumpkin Beetle				Chak Dolat, Kolian, Maskeenabad Ghazi Kohli	3	0.3	4
	Tomato	41	9.0	0.3	Leaf miner				Godho, Kolian	2	0.3	15
				0.1	Red Pumpkin Beetle				Gangu Jumma	1	0.1	
				0.2	Fruit borer				Kahuta, Kolian, Thatta Khalil	2	0.2	
				0.2	Blight	Dhalla, Gangu Jumma	2	0.2				
				0.1	Early Blight	Gangu Jumma	1	0.1				
				0.1	Leaf spots	Adiyala	1	0.1				
	Turnip	5	1.3									
	Walnut	1	0.1									2
Chakwal	Apricot	2	1.1									
	Berseem	54	17.0									
	Bittergourd	15	28.1	1	White fly				Choa Saidan Shah	1	1	
	Brinjal	6	1.8									
	Cabbage	1	1.0									
	Capsicum	33	34.9	0.25	Root Rot	Bouchal, Sarhdi	2	0.25				
	Cauliflower	2	3.0	1	AW	Dulmial	1	1				
	Chillies	16	14.9	1.5	Aphids				Choa Saidan Shah, Dalwal, Bheen, Danda Shah Bilawal, Tamman	5	1.5	
	Corriander	18	3.4									
	Cucumber	11	14.6	3.75	RPB	Dulmial, Choa Saidan Shah, Danda Shah Bilawal, Adlaka, Naka Kahot, Dhok Jamal, Mogla	9	3.75				
	Garlic	26	25.8									
	Grapes	2	1.1									
	Lucern	13	6.0									
	Luquat	2	0.3									
	Melon	5	7.5	0.25	Fruit borer				Dhok Mangiyal, Dhok Patwari	2	0.25	
	Mint	2	0.3									
	Oat	56	58.8									
	Okra	29	16.6									
	Peach	3	0.8	0.25	Leaf Curi Virus, Aphid	Rana Saddat	1	0.125	Tamman	1	0.125	
	Plum	1	1.0									
	Pumpkin	33	18.5	2.75	RPB	Choa Saidan Shah, Dalwal, Wasnal, Bharpur, Bhoon, Saral, Danda Shah Bilawal, Kot Qazi, Adlaka, Jhatala, Dhok Majhi, Akwal.	14	2.75				
	Root Beet	1	0.5									
	Spanich	4	0.5									
	Tinda	19	15.4	3	RPB	Dulmial, Dalwal, Bouchal, Jhamra, Miani, Jabbar pur, Akwal, Mogla, Dhok Chiragh	10	3				

DISTRICT	CROPS	No. of Spots	Area Surveyed (Acre)	Area Affected (Acre)	INSECT PEST/ DISEASE	AFFECTED LOCALITIES/ AREA IN ACRES						Total No. of Beneficials
						ABOVE ETL LOCALITIES	No. of Spots Above ETL (Hot Spots)	AREA IN ACRES	BELOW ETL LOCALITIES	No. of Spots Below ETL	AREA IN ACRES	
	Musk Melon	3	13	1	Powdery Mildew	Chapa	1	1				
	Okra	2	1.48									
	Potato	2	3									
	Oat											
	Round gourd	9	13.48	4	Downy Mildew,	Saggain	1	2				
	Round gourd				Powdery Mildew,	Minhala	1	2				
	Sponge gourd	8	15	6	Leaf Miner				Minhala, Raiwind	2	4	
	Sponge gourd				Heliothis				Karol	1	2	
	Squash	1	2									
	Sugarcane	3	7	1	Black bug				Ladhey ki Bhullar	1	1	
	Tomato	3	4	2	Fruit Borer				Raiwind, Minhala	2	2	
Kasur	Arum	11	60	4	Armyworm	Doley wala	1	3				
	Arum				Blight	Qamar Kot	1	1				
	Berseem	26	47	9	Armyworm	Kot Nanka Singh, Mian kay morh, Clearkabad, Qaila mansing wala, Phelarian, khan singh wala	6	7	American bollworm	1	2	
	Bitter gourd	4	5	3	Fruit fly				Maan, Bhala	2	3	
	Brinjal	4	9	6	White fly				Phool Nagar	1	1	
	Brinjal				Brinjal borer				Fahte wala, phallani	2	5	
	Cabbage	2	8	4	American bollworm				Sandha chastana	1	4	
	Chillies	9	9	7	Aphid				Hari har	1	1	
	Chillies				Collar rot	Phool Nagar, Kot Ch Din, Khurseed Nagar, Sodi wala, Sodi wala, Talwandi	6	6				
	Cucumber	1	1									
	Okra	5	5	1	Aphid				Talwandi	1	1	
	Sponge gourd	1	1									
	Mint	1	2									
	Pumpkin	2	2	1	Red Pumpkin beetle				Chak.59	1	1	
	Sponge gourd	6	14	6	Downymildew	Kot Mitab khan	1	1				
	Sponge gourd				Fruit fly				Kot Nanka Singh	1	5	
	Tomato	4	11	5	Tomato fruit borer, Blight	Phool Nagar	1	3	Phool agar	2	5	
	Watermelon	1	2	2	Blight	Phool Nagar	1	2				
	Tumeric	5	9	3	Blight	Buchkay	1	3				
Sheikhupura	Berseem	125	191	29	Army Worm	Tradey Wali, Narinji, Miani, Hurdo Khokhar, Dhoday, Garyal Kalan, Dhagana, Mari Chalan, Ladhey Wala Virkan, Salar Bhatian, Mian Ali, Sarghany, Jhand Wali, Aswan, Bagokey	16	29				
	Berseem			7	Stem Rot	Rehman Abad, Aswan, Sargany, Salar Bhatian, Khana Lubana, Dera Seen	6	7				
	Berseem			1	Leaf Minor				Bair Wala	1	1	
	Beet Root	2	12									
	Bitter gourd	6	9	6	Downy Midlew	Jhamkey, Lalkey	4	6				
	Brinjal	2	4	2	Fruit Borer				Jajo Gill	1	2	
	Brinjal				White Fly				Jandiala Sher Khan	1	2	
	Cabbage	4	9	2	Cabbage Looper				Dost Pur	1	2	
	Capsicum	15	51	3	Aphid				Jhamkey	2	3	
	Capsicum			4	Fruit Fly				Aswan Road	1	4	
	Chillies	11	43									
	Melon	1	2	2	Red Pumpkin Beetle	Sidhanwali	1	2				
	Okra	6	8	1	White Fly				Maddar	1	1	
	Pumpkin	7	12	5	Red Pumpkin Beetle	Hurdo Khokhar	2	5				
	Pumpkin			2	Downy Midlew	Sarkari Khurd, Aswan Road	2	2				
	Round gourd	2	4	4	Downy Midlew	Sarkari Khurd, Rechand	2	4				
	Strawberry	14	47	2	Blight	Lurkey Niamat	1	2				
	Sunflower	1	4									
	Apple gourd	5	13	10	Mites				Sarkari Khurd, Rechand, Jhabran	3	10	
	Apple gourd	1	1									
	Tomato	13	61	2	Blight	Chak Shah Pur	1	2				
	Tomato			11	Fruit Borer				Chak Shah Pur, Farooq Abad, Jhmakey	3	11	
	Watermelon	8	67	2	Blight	Gapi ana	1	2				
	Watermelon			35	Fruit Fly				Jandi Wali, Lakhokey, Aswan	3	35	
Nankana Sahib	Apple gourd	1	1	1	RPB				Kali Ber	1	1	

DISTRICT	CROPS	No. of Spots	Area Surveyed (Acre)	Area Affected (Acre)	INSECT PEST/ DISEASE	AFFECTED LOCALITIES/ AREA IN ACRES						Total No. of Beneficials
						ABOVE ETL LOCALITIES	No. of Spots Above ETL (Hot Spots)	AREA IN ACRES	BELOW ETL LOCALITIES	No. of Spots Below ETL	AREA IN ACRES	
	Sugarcane	31	26.75									
	Watermelon	14	50.12	3.37	Thrips, D.Mildew, Leaf Spot	Kot Pindi Das, Kala Samayan	2	0.37	Ahmad Nagar	1	3	
Sialkot	Berseem	40	64.4	12.4	Semi Looper, Helicoverpa				(Kot Paga)(Kopra)(Charar)(Khairay)(Shota Ban Bajwa)(Kamal Pur Chichtiyay)(Kot Ghuman)(Makhn Pur)Uncha Paharang)(Dira Bajwa) (Jhans)	7	12.4	
	Chillies	2	6	6	Bacterial Wilt	(Budhiyan)	2	6				
	Corriander	1	0.1									
	Cucumber	1	0.2									
	Melon	13	102.5	14	Red Pumpkin Beetle, Fruit Fly Downy Mildew	(Sokanwind)(Budhiyan)(Mahdi Pur)	3	4	(Budhiyan)(Sokanwind)(Budhiyan)(Mahdi Pur)(charar)	6	14	
	Musk Melon	3	6	3	RPB Downy mildew	(Mandianwala)	1	1	(Mandianwala)(Gulab Garh)	2	3	
	Onion	9	49									
	Spinach	1	1									
	Squash	1	20									
	Strawberry	3	6									
	Sugarcane	3	2.2	2.2	Red Rot	(Chak Doburji)(Khairay)(Jhans)	3	2.2				
	Sunflower	11	66.1	25	H. armigera				(Budhiyan)(Kalaswala)(Mahdi Pur)(Garar Baryaar)(Budhiyan)(charar)	6	25	
	Apple gourd	1	3	3	Fruit Fly, Leaf Miner Downy Mildew	(Budhiyan)	1	3	(Budhiyan)	1	3	
	Watermelon	6	21		Red Pumpkin Beetle, Fruit Fly Downy Mildew	(Garar Baryaar)	2	3	(Sanghay)(Garar Baryaar)	3	4	
Narowal	Cauliflower	3	1.5	0	0	0	0	0	0	0	0	
	Chillies	14	7.5	0	0	0	0	0	0	0	0	
	Corriander	4	1.5	0	0	0	0	0	0	0	0	
	Cucumber	2	2	0	0	0	0	0	0	0	0	
	Cucumber	8	10	3.5	R,P,Beetle Downy Mildew	Bola Bajwa, Nangal Jamshead.	2	3	Chandianwali.	1	0.5	
	Sponge gourd	2	1	0	0	0	0	0	0	0	0	
	Onion	4	10.5	10.5	Thrips	Latko Chack, Kanjrurr.	2	3	Chhalah, Gorala,	2	7.5	
	Peas	1	0.5	0.5	Leaf Minor	0	0	0	Ghota Fateh Garrh.	1	0.5	
	Pumpkin	27	19	7.25	R,P,Beetle Downy Mildew	Ghota Fateh Garrh, Kotly Boota Singh.	2	1.5	Rasheed Pura, Bhearri Khurd, Daoud, Chandianwali, Gorala, Chack Easar.	10	5.75	
	Spinach	4	1.5	0	0	0	0	0	0	0	0	
	Apple gourd	3	3	1	Downy Mildew.	Nangal Jamshead.	1	1	0	0	0	
	Musk Melon	12	29	19	Thrips Downy Mildew	Mohajan, Saroch, Musa Pur, Dala Nangal.	6	19	Saroch, Dala Nangal, Burra.	4	11.5	
	Watermelon	13	36	2	Thrips	0	0	0	Dhamthal	1	2	
	Sugarcane	38	51.75	15	Stem Borer, Early Borer, Top Borer.	0	0	0	0	0	0	
	Sunflower	11	40	3	Cater Pillar	0	0	0	Nawan Pind.	1	3	
	Sarsoon	1	1	0	0	0	0	0	0	0	0	
	Popaya	2	6	0	0	0	0	0	0	0	0	
	Jawa	1	1	0	0	0	0	0	0	0	0	
	Berseem	73	91	17	Semi Loopar	0	0	0	Dhariwal, Gangran, Kasraj, Babarian, Motay, Kothay,	7	17	
Gujrat	Berseem	78	267.5	10.25	LCP	Sarai Dheng, Jalib Wall, Kunjah, Kunjari	4	10.25				
	Capsicum	1	0.25									
	Chillies	5	2.25	0.25	Thrips				Dhenda	1	0.25	
	Corriander	2	2									
	Cucumber	2	1	0.5	Downy M.	Ramparay	1	0.5				
	Lucern	1	2.5									
	Melon	4	57.5	4	Downy M.	Bhagowal Khurd	1	4				
	Nappier grass	1	0.5									
	Oat	3	6									
	Spinach	1	1.25	1.25	Leaf Spot	Mangowal	1	1.25				
	Strawberry	2	1.25									
	Sugarcane	29	96	1.5	Borer				Tanda	1	1.5	
	Sugarcane				B. Bug				Gorali	1	1	
	Apple gourd	2	3									
	Tobacco	1	1.25									
	Watermelon	8	31.5	4	RPB				Kot Fateh Din	1	4	

DISTRICT	CROPS	No. of Spots	Area Surveyed (Acre)	Area Affected (Acre)	INSECT PEST/ DISEASE	AFFECTED LOCALITIES/ AREA IN ACRES						Total No. of Beneficials
						ABOVE ETL LOCALITIES	No. of Spots Above ETL (Hot Spots)	AREA IN ACRES	BELOW ETL LOCALITIES	No. of Spots Below ETL	AREA IN ACRES	
Hafizabad	Berseem	100	175.5	15	Leaf Minor				Chani Hunjra, Kolo Tarar, Chani Wazira, Lawery Kalan, Kot Nanak, Shaimal, Kot Panah, Kot Hassan, Thabal	10	15	
	Sugarcane	10	11	5.5	Borer, Black Bug				Lassoke, Chak Gujjar, Thatha Kalian, Ghabrika, Chah Massu, Nawana manika	6	5.5	
	Tobacco	3	2.25	2	Aphid				Dhonoay Dogran, Shori Manika	2	2	
	Watermelon	15	145.5	34.5	Thrips, Downy Mildew	Vini, Kot Hassan Khan, Kan Madhora	5	22.5	Mangant Uncha, Kassoke, Bhopa Lodhika	3	12	
	Sunflower	1	4									
	Grapes	1	0.5									
	Strawberry	3	7									
	Lucern	2	3									
	Melon	2	7	5	Downy Mildew	Kassoke, Kot Shabbir Khan	2	5				
	Watermelon	23	53.75	7.25	Thrips, Fruit Borer, Aphid, Downy Mildew	Nadala Kham, Kotli Amir Khan, Kot Shabbir Khan, 36-Pump	5	3.75	Dhonoay Dogran, Kot Shabbir Khan, Duleki	4	3.5	
	Chillies	1	1									
	Musk Melon	1	7	2	Wilt	Vanike Tarar	1	2				
M.B.Din	Berseem	167	177.5	7.5	Root Rot	Mouza Chaito, Jhulana, Mangat, Rukkan, Lukhnwala	5	7.5				
	Pumpkin	1	5	3	Red Pumpkin Beetle				Jhulana	1	3	
	Round gourd	1	2									
	Tobacco	12	7	0.25	Aphid				Chawind	1	0.25	
Sahiwal	Berseem	33	47	4	Army Worm	81/5L, 169/9L	2	2				0
	Berseem				Root Rot	78/5L, 37/12L	2	2				0
	Cabbage	2	3	1	Army Worm	40/12L	1	1				0
	Chillies	2	2	0								0
	Onion	1	1	1	Thrips				40/12L	1	1	0
	Melon	1	1	0								1
Pakpattan	Brinjal	1	1	1	White Fly				Nanak Pur	1	1	0
	Chillies	2	3	0								0
	Cucumber	3	16	0								0
	Okra	1	1	1	Jassid				Nanak Pur	1	1	0
	Round gourd	1	1	0								0
	Tomato	1	1	1	Tomamto Fruit Borer				Nanak Pur	1	1	0
Okara	Bean	1	10	0								
	Strawberry	1	1	0								
	Strawberry	10	18	1	FAW	27GD	1	1				
	Sunflower	2	7	0								
	Cucumber	1	1	0								
	Brinjal	3	8	1	Borer				Basirpur	1	1	
	pumpkin	2	2	1	AW	Bhunan Shah	1	1				
	Ladyfinger	2	6	1	Aphid				14/1L	1	1	
	Berseem	84	135	29	Root Rot	34/2R, 28/2R, 5/1R, 12/1L, 14/1L, 24/2L, kacha pakka , 14D, Fakhar Town, Bakhu Shah, 31/1AL, 29/4L	17	29				
	Lucern	1	2	0								
	melon	4	14	0								
	Bitter gourd	1	5	0								
	Round gourd	3	7	0								
	Arum	1	2	2	AW	24/2R	1	2				
	Tomato	1	2	0								
	Tobacco	1	1	1	Aphid	Bakhu Shah	1	1				
TOTAL		5267	7643.5	1439			448	630		706	1071	511.6