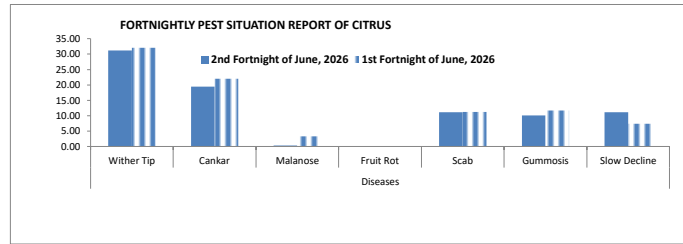
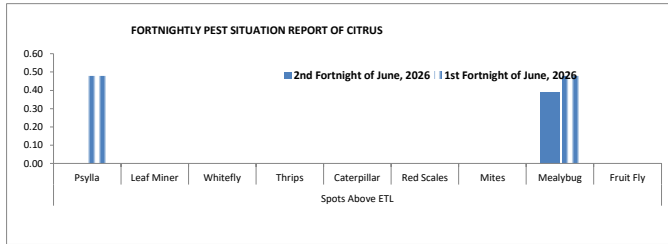


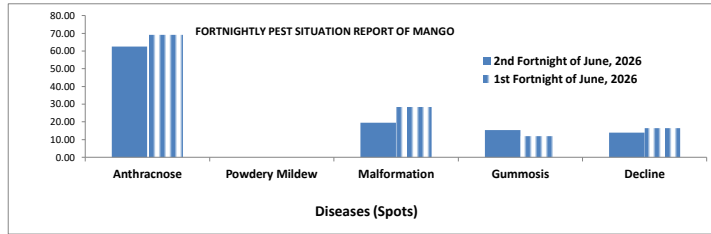
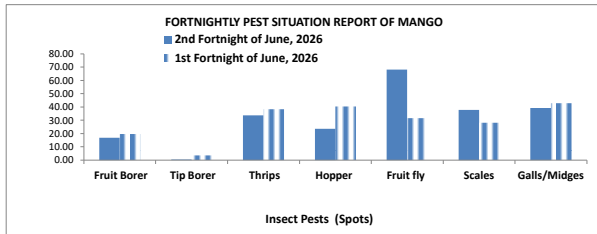
A- FORTNIGHTLY PEST SITUATION REPORT OF CITRUS

	Spots Visited	Area Surveyed (Acres)	Area Affected (Acres)	Spots Above ETL									Spots Below ETL									Diseases					
				Psylla	Leaf Miner	Whitefly	Thrips	Caterpillar	Red Scales	Mites	Mealybug	Fruit Fly	Psylla	Leaf Miner	Whitefly	Thrips	Caterpillar	Red Scales	Mites	Fruit Fly	Wither Tip	Cankar	Malanose	Fruit Rot	Scab	Gummosis	Slow Decline
2nd Fortnight of June, 2026	513	3055	1286	0	0	0	0	0	0	0	2	0	61	162	20	28	16	0	0	0	160	100	2	0	57	52	57
% AGE				0.00	0.00	0.00	0.00	0.00	0.00	0.00	0.39	0.00	11.89	31.58	3.90	5.46	3.12	0.00	0.00	0.00	31.19	19.49	0.39	0.00	11.11	10.14	11.11
1st Fortnight of June, 2026	418	2233	959	2	0	0	0	0	0	0	2	0	74	172	19	10	10	0	3	0	134	92	14	0	47	49	31
% AGE				0.48	0.00	0.00	0.00	0.00	0.00	0.00	0.48	0.00	17.70	41.15	4.55	2.39	2.39	0.00	0.72	0.00	32.06	22.01	3.35	0.00	11.24	11.72	7.42



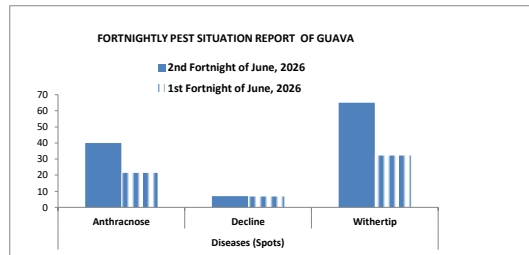
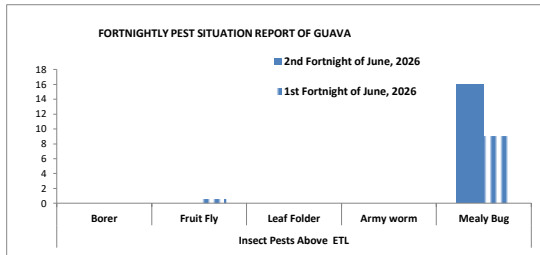
B- FORTNIGHTLY PEST SITUATION REPORT OF MANGO

	Spots Visited	Area Surveyed (Acres)	Area Affected (Acres)	Insect Pests (Spots) Above ETL							Insect Pests (Spots) Below ETL							Diseases (Spots)					
				Fruit Borer	Tip Borer	Thrips	Hopper	Fruit fly	Scales	Galls/Midges	Mealy Bug	Fruit Borer	Tip Borer	Thrips	Hopper	Fruit fly	Scales	Galls/Midges	Anthraxnose	Powdery Mildew	Malformation	Gummosis	Decline
2nd Fortnight of June, 2026	267	3440	2012	0	0	0	0	4	0	0	1	45	1	90	63	182	101	105	167	0	52	41	37
% AGE				0.00	0.00	0.00	0.00	1.50	0.00	0.00	0.37	16.85	0.37	33.71	23.60	68.16	37.83	39.33	62.55	0.00	19.48	15.36	13.86
1st Fortnight of June, 2026	285	3960	2640	0	0	3	0	1	0	0	1	56	10	109	115	90	80	122	197	0	81	34	47
% AGE				0.00	0.00	1.05	0.00	0.35	0.00	0.00	0.35	19.65	3.51	38.25	40.35	31.58	28.07	42.81	69.12	0.00	28.42	11.93	16.49



C- FORTNIGHTLY PEST SITUATION REPORT OF GUAVA

	Spots Visited	Area Surveyed (Acres)	Area Affected (Acres)	Insect Pests (Spots)									Diseases (Spots)		
				Insect Pests Above ETL					Insect Pests Below ETL				Anthracnose	Decline	Withertip
				Borer	Fruit Fly	Leaf Folder	Army worm	Mealy Bug	Borer	Fruit Fly	Leaf Folder				
2nd Fortnight of June, 2026	169	610	254	0	0	0	0	16	0	13	0	40	7	65	
% AGE				0	0.00	0.00	0.00	9.47	0.00	7.69	0.00	23.67	4.14	38.46	
1st Fortnight of June, 2026	177	822	326	0	1	0	0	16	0	16	0	38	12	57	
% AGE				0	0.56	0.00	0.00	9.04	0.00	9.04	0.00	21.47	6.78	32.20	



PEST SITUATION OF FIELD CROPS, VEGETABLES & ORCHARDS FOR 2ND FORTNIGHT OF JUNE, 2026

DISTRICT	CROPS	No. of Spots	Area Surveyed (Acre)	Area Affected (Acre)	INSECT PEST/ DISEASE	AFFECTED LOCALITIES/ AREA IN ACRES						Total No. of Beneficials
						ABOVE ETL LOCALITIES	No. of Spots Above ETL (Hot Spots)	AREA IN ACRES	BELOW ETL LOCALITIES	No. of Spots Below ETL	AREA IN ACRES	
Multan	Brinjal	3	22	22	Jassid				Wahi Rikki, Basti Mithu, Gajju hatta	3	22	
	Brinjal				Stem & Fruit Borer	Wahi Rikki, Basti Mithu	2	21				
	Brinjal				Mealybug	Basti mithu	1	2				
	Brinjal				Whitefly	Basti mithu	1	2	Wahi Rikki, , Gajju Hatta	2	21	
	Bitter Gourd	9	19	14	Downy Mildew	Chatta, Soman, Gajju	6	8				
	Bitter Gourd				Jassid				Qasba Salis, Qaddir Pur Raan	2	5	
	Bitter Gourd				Whitefly				Chatta, Qasba Slais, Soman,	9	19	
	Bitter Gourd				Fruitfly				Mirahli wahan	1	2	
	Bitter Gourd				Mosaic Virus	Qaddir Pur Raan	1	4				
	Pumpkin	3	4	4	Whitefly				Qasba Sani, Buhadar Pur, Karmo Wali	3	4	
	Pumpkin				Jassid				Qasba Sani.	1	1	
	Pumpkin				Downy Mildew		2	3	Buhadar Pur, Karmo Wali			
	Cucumber	2	10	4	Fruitfly				Dera Muhammadi	1	1	
	Cucumber				Jassid				Chatta, Dera Muhammadi	2	11	
	Cucumber				Downy Mildew	Chatta,	1	2				
	Cucumber				Whitefly				Chatta, Dera Muhammadi	2	11	
	Chillies	9	28	18	Whitefly				Qadir Pur raan, Chatta, Qasba Salis, 5/Faiz, Koli, Basti Mitu, Karmo wala, Motha Miyani	9	28	
	Chillies				Jassid				Qadir Pur Raan, Qasba Salis, 5/Faiz	3	7	
	Chillies				LCV				Chatta, Qasba Salis	3	3	
	Chillies				Thrips				Qadir Pur raan, Chatta, Qasba Salis, 5/Faiz, Koli, Basti Mitu, Karmo wala, Motha Miyani	9	28	
	Okra	7	26	13	Whitefly				Dera Muhammad, 5/Faiz, Wains, Gajju Hatta,, Karmo Wali	5	11	
	Okra				SBW				Wains	1	2	

DISTRICT	CROPS	No. of Spots	Area Surveyed (Acre)	Area Affected	INSECT PEST/ DISEASE	AFFECTED LOCALITIES/ AREA IN ACRES						Total No. of Beneficials
				(Acre)		ABOVE ETL LOCALITIES	No. of Spots Above ETL (Hot Spots)	AREA IN ACRES	BELOW ETL LOCALITIES	No. of Spots Below ETL	AREA IN ACRES	
	Okra				Jassid	Waisn, Gajju Hatta	2	3	Rana Ali, Qasba Sami, Dera Muhammadi, 5/Faiz, Karmo Wali	5	10	
	Mung Bean	3	7	8	Whitefly				Motah Miana, Buhadar Pur	3	8	9
	Mung Bean				Mosaic Virus	Motah Miana, Buhadar Pur	3	7				
	Jantar	4	5	4	Armyworm	Kotli, Daira Pur, Shha Msua	3	4				11
Khanewal	Arum	1	6									
	Bitter Gourd	4	6	6	Fruit borer				Bagar Sargana	1	1	
	Bitter Gourd				Whitefly				Bagar Sargana, 114/15L	4	6	
	Bitter Gourd				Fruitfly				114/15L	2	4	
	Bitter Gourd				Downy Mildew	Bagar Sargana, 114/15L	4	6				
	Brinjal	3	8	8	Fruit borer				80/10R, Mubarakpur, 47/15L	3	8	
	Brinjal				Jassid				Mubarakpur, 47/15L	2	7	
	Brinjal				Whitefly	Mubarkpur	1	5	80/10R, 47/15L	2	3	
	Gawara	1	1	1	Whitefly				161/10R	1	1	
	Gourd	1	1	1	Whitefly				14/8AR	1	1	
	Gourd				Downy Mildew	14/8AR	1	1				
	Okra	8	8	8	Jassid	Jodhpur, Bagar Sargana, 131/15L	3	3	139/10R, 129/15L, Chak Bandi, Charagh Bela, Rukan Wala	5	5	
	Okra				Whitefly				139/10R, 129/15L, Chak Bandi, Charagh Bela, Rukan Wala, Jodhpur, Bagar Sargana, 131/15L	8	8	
	Pumpkin	6	12	9	Whitefly				79, 80, 109/10R, Chak Bandi, Bagar Sargana, Mubarakpur	6	9	
	Pumpkin				Fruitfly				79, 80/10R, Bagar Sargana, Mubarakpur	4	7	
	Pumpkin				Downy Mildew	79, 80, 109/10R, Chak Bandi, Bagar Sargana, Mubarakpur	6	9				
	Spinaxh	1	1	-								
	Jantar	12	15	2	Whitefly				Bagar Sargana, Chak Sher Garh	2	2	1
	Lucern	1	1	-								
	Mung Bean	1	5	5	Whitefly				82/10R	1	5	
Vehari	Cucumber	3	6	1	Downy Mildew				Khan Pur	1	1	
	Chillies	5	7	7	W.Fly				Sargana, 451/EB, Farooq Abad, 45/KB	4	4	
	Chillies				Mosaic				451/EB, Farooq Abad, 45/KB	3	3	
	Chillies				Thrips				Sargana, Kotly Mahtam	2	4	
	Okra	2	3	3	Jassid				479/EB, Fadda	2	3	
	Okra				W.Fly				Fadda	1	2	
	Okra				Thrips				Fadda	1	2	
	Okra				Mites				Fadda	1	2	
	Bitter Gourd	3	14	7	Fruit Fly				130/EB	1	3	
	Bitter Gourd				Downy Mildew	Muhammad Pur	1	2				
	Tomato	2	2	2	Jassid				479/EB	1	1	
Lodhran	Chillies	20	68	30	Whitefly				Thali Wah, Salsadar, Kalu Wala, Mundhali, Kot Peer Sadaat, Khanwah Ghalwah, Dakhna Gharu	12	29	
	Chillies				Virus	Thali Wah, Salsadar,	13	30				
	Cucumber	3	7	4	Whitefly				Jamrani Wah ,Dhanote, Bahawal Garh	3	4	

DISTRICT	CROPS	No. of Spots	Area Surveyed (Acre)	Area Affected (Acre)	INSECT PEST/ DISEASE	AFFECTED LOCALITIES/ AREA IN ACRES						Total No. of Beneficials
						ABOVE ETL LOCALITIES	No. of Spots Above ETL (Hot Spots)	AREA IN ACRES	BELOW ETL LOCALITIES	No. of Spots Below ETL	AREA IN ACRES	
	Cucumber				Downy Mildew	Jamrani Wah ,Dhanote, Bahawal Garh	3	4				
	Okra	2	2	2	Jassid				Chak Himta, 39/M	2	2	
	Tomato	3	6	4	Whitefly				Dakhna Gharu, Kot Peer Sadaat	3	4	
	Tomato				ABW				Dakhna Gharu, Kot Peer Sadaat	3	4	
	Tomato				Blight	Dakhna Gharu, Kot Peer	3	4				
	Squash	2	6	4	Whitefly				Kot Peer Sadaat	2	4	
	Squash				Downy Mildew	Kot Peer Sadaat	2	4				
	Mung Bean	6	20	7	Whitefly				25/M, Rind Jada, Jamrani Wah, Lalil Pur	4	7	5
	Jantar	3	8	0								
	Gawara	1	1	0								
BAHAWALPUR	Brinjal	2	2	2	Fruit Borer				Veslan, 140 DB	2	2	
	Brinjal				Jassid				Veslan, 140 DB	2	2	
	Brinjal				W.Fly				Veslan, 140 DB	2	2	
	Brinjal				Mites				Veslan	1	1	
	Chillies	5	12	10	W.fly				Mari Qasim Shah, M.Naich, Veslan, GULL Dera, 107 DB	5	10	
	Chillies				Jassid				Mari Qasim Shah, M.Naich	2	3	2
	Chillies				Thrips				Mari Qasim Shah, Veslan, GULL Dera	3	8	
	Okra	4	4	4	W.Fly				26 BC, Jahan Pur , Old Hasilpur	4	4	5
	Okra				Jassid				26 BC, Jahan Pur , Old Hasilpur	4	4	
	Round Gourd	3	3	3	w.fly				161 M, Gull Dera	3	3	1
	Round Gourd				Jassid				161 M, Gull Dera	2	2	
	Tomato	3	6	3	w.fly				Rasool pur, Gull Dera	3	3	2
	Tomato				Jassid				Rasool pur, Gull Dera	2	2	
	Tori	2	2	2	w.fly				Veslan, Gull Dera	2	2	
	Jantar	23	29.5	13	Army Worm	Jahan Pur, Ghunni, Ram	5	6				3
	Lucerne	10	13	0								3
Bahawalnagar	Beans	1	1	1	Whitefly				Aziz Din	1	1	
	Beans				Armyworm	Aziz Din	1	1				
	Bitter gourd	1	1	1	Whitefly				48/3R	1	1	
	Brinjal	3	3	3	Whitefly				47F, 55/4R, 274HR	3	3	
	Brinjal				Fruit Borer				47F, 55/4R, 274HR	3	3	
	Brinjal				Jassid				47F, 55/4R, 274HR	3	3	
	Brinjal				Aphid				46F, Chaki Faqi	2	2	
	Chili	2	2	2	Whitefly				Dadu Alhloka, 47F	2	2	
	Cucumber	2	2	1	Whitefly				Narain pur	2	2	
	Cucumber				Fruit fly				Narain pur	1	1	
	Gawar	1	1	1	Whitefly				271HR	1	1	
	Okra	6	6	6	Halioths				Dunga Akuka	1	1	
	Okra				Jassid	Dunga Akuka, 274HR	2	2	Dadu Alhloka, 271HR, Basti	4	4	
	Okra				Whitefly				Dadu Alhloka, 274HR, 271HR,	6	6	
	Pumpkin	8	8	6	Whitefly				Dunga Akuka, Bishnoian,	5	5	
	Pumpkin				Red Pumpkin Beetle				Bishnoya	1	1	
	Spong Gourd	5	5	4	Whitefly				274hr, 47f, Bajak, 55/4r	4	4	
	Spong Gourd				Fruit fly				47F	1	1	
	Jantar	7	13	11	Whitefly				186/7r, 199/8r, MCD	3	5	
	Jantar				Armyworm	6FW, Krajpura, 199/8R	3	6				
	Lucern	7	9	2	Whitefly				6WF, 4/1R	2	2	
	Mung	1	1	1	Spinola bug				MCD	1	1	

DISTRICT	CROPS	No. of Spots	Area Surveyed (Acre)	Area Affected	INSECT PEST/ DISEASE	AFFECTED LOCALITIES/ AREA IN ACRES					Total No. of Beneficials	
				(Acre)		ABOVE ETL LOCALITIES	No. of Spots Above ETL (Hot Spots)	AREA IN ACRES	BELOW ETL LOCALITIES	No. of Spots Below ETL		AREA IN ACRES
RYKhan	Lucerne	15	23									
	JANTER	17	32	3	Army worm	76p,82p,Tranda swae	3	3				
	mung	1	1									
	Pumpkin	6	11	6	jassid				150p,kanday wali ,chuuna	3	4	
	Pumpkin				W.FLY	kanday wali			76p,77p,kanday wali,ranjhy	1	1	
	Pumpkin				thrips				77p,76p	2	2	
	okra	4	5	4	jassid				dan oat,kikri	3	3	
	okra				White fly				dan oat,kikri	3	4	
	Chillies	5	8	5	Whitefly				juman mohana ,dandan	5	5	
	Chillies				jassid				juman mohana ,dandan oat	3	3	
	Brinjal	1	1	1	Jassid				jaja Abbasiya	1	1	
	Brinjal				W.FLY				jaja Abbasiya	1	1	
	Brinjal				fruit fly				jaja Abbasiya	1	1	
	Brinjal				fruit borer				jaja Abbasiya	1	1	
Bel tori	1	1	1	W.FLY				Kandywali				
Bel tori				fruit fly								
DG KHAN	Bitter Gourd	4	4	2	W.FLY				Kot Qaisrani, Sokar	1	1	
	Brinjal	4	4	4	Jassid				Kot Qaisrani	1	1	
					W.Fly				Mana Ahamdani	3	3	
	Chillies	6	6	5	Jassid				Notak Mehmeed,Bumb Wala	4	4	0
					Beetles				Chah Janglay Wala Haider	2	2	
	Okra	2	2	2	Jassid				M/kotla Sikhani	2	2	
					W.FLY				M/kotla Sikhani	2	2	
	Pumpkin	13	13	7	Jassid				M/kotla Sikhani , Dona,Pukhan	6	6	
					W.FLY				M/kotla Sikhani ,Dona,Malik	3	3	
	Tori	6	6	3	Jassid				M/kotla Sikhani Gerbi, Bindi	3	3	
					W.FLY				Bindi	1	1	
	Chillies	6	6	4	Aphid				Notak Mehmeed,Bugho Wala	2	2	1
					Jassid				Bumb Wala Aali Wala,Bughoo Wala	2	2	
	Jantar	2	2	2	Army Worm				M/Ahmdani,Kandi Wala	2	2	1
Lucern	3	3	0								0.8	
Napier Grass	5	5	0									
LAYYAH	Mung Bean	10	18	8	Pod Borer				105/TDA, 96/TDA	2	2	8.2
					Thrips				98/ML, 125-B/TDA, 96/TDA	3	5	
					YMV	105/TDA	1	2				
	Lucern	11	20	5	Semi Looper				370-A/TDA, 444/TDA, 132/TDA, 136/TDA	4	5	13.05
M. GARH	Chillies	6	10	10	Thrips				M/Lutkran,Ghalwan Baqer Shah Moza Kotla Lal	5	8	
					W.Fly				Lutkran,Kotla Lal Shah	2	5	
					Jassid				Kotla Lal Shah	1	2	
	Okra	10	23	16	Jassid	Tibi Arain,Kotla Lal Shah	3	5	M/Lutkran,Ghalwan Baqer Shah Moza Kotla Lal	10	16	
					W.Fly				M/542/TDA	2	4	
					Kotla Lal Shah, Haji Maitla					2	4	
Pumpkin		6	7	7	Red Pumpkin Beetle				Lutkran	1	2	
					Whitefly				Lutkran,542TDA	2	3	
					Fruitfly	Ghalwan-I	1	1				
					D.Mildew	Ghalwan-I	1	1				
					Jassid				Ghalwan,Bande Shah	3	3	
	Sponge Gourd	2	2	2	Whitefly				Beli Janubi	1	1	

DISTRICT	CROPS	No. of Spots	Area Surveyed (Acre)	Area Affected (Acre)	INSECT PEST/ DISEASE	AFFECTED LOCALITIES/ AREA IN ACRES					Total No. of Beneficials	
						ABOVE ETL LOCALITIES	No. of Spots Above ETL (Hot Spots)	AREA IN ACRES	BELOW ETL LOCALITIES	No. of Spots Below ETL		AREA IN ACRES
					Jassid				Baqer shah	1	1	
	Lucern	24	26	3	Root Rot	Tarf Sukhan,M/Thathi Hamza	2	2				4.1
					Semi Looper				Chak Rohari	1	1	
	Mungbeans	24	31	14	Thrips				Chak Rohari, Lutkaran	2	4	1.1
					Whitefly				Lutkaran	8	8	
					Pod Borer				Lutkarandmar wala , Mud wala , Ghourpur Pacca Naich	1	2	
RAJANPUR	RidgeGourd	10	10	5	Whitefly				Tatarwala,Dhora Hajana, Waraich Colony, Rajanpur I	5	5	
	Brinjal	3	3	2	Borer				Kotla Diwan, Rajanpur II	2	2	
	Cucumber	2	2		Whitefly							
	Pumpkin	7	7									
	Okra	3	3	2	Jassid				Tatarwala,Kotla Diwan	2	2	
					Borer							
	Chillies	4	7	2	Thrips				Tatarwala	2	2	
	Tomato	3	5	1	Borer				Tatarwala	1	1	
					Whitefly							
	Jantar	150	153	16	Armyworm	Sikhani wala, Therri, Kotla Hazori, Azmat Wala, Basti Virk, Saleemabad, Kotla Hassan Shah	13	13				6.4
									Sikhaniwala, Kotla Hazori, Kotla Noor Muhammad	3	3	
Khushab	Chillies	1	0.5									
	Lucerne	59	50.5	8.5	Toka				Aadhi sargal, 16 MB, 14 MB, 17MB	10	8.5	
	Mungbean	30	142	6	Toka				17 MB, Quaidabad	3	6	
	Muskmelon	2	3									
	Okra	6	2.625	1.25	Jassid				Quaidabad, 41 MB	3	1.25	
	Pumpkin	2	1.75									
	Watermelon	17	37		Red Pumpkin Beetle				17MB, 40 DB, Aadhi sargal	4	9	
	Watermelon				Downy mildew	Aadhi sargal, 17 MB	2	8				
MIANWALI	Mungbean	35	175	115	Armyworm/ YMV	Head Pakka, Roda, Piplan Thal, Doaba , 3-4 ML, AULAKHANWALA	6	34	Piplan Thal, Ballar, Aulakhan waka, Kundian, Doaba, Dhingana	25	81	
	Okra	3	0.9	0.9	Jassid				Morruus, Jaal	3	0.9	
	Ridge gourd	1	0.5	0.5	F. Fly				Jaal	1	0.5	
BHAKKAR	Mung Bean	84	308.1	56	Army worm	Wig Sardar , Chak 16 TDA , Ch	10	13				
					Spinola Bug	Wig Sardar , 20TDA , Khohawa	6	32	67ML , Cheema Wala , Wig Sardar , 20	18	76.5	
					Leaf Crinkle	Aziz Abad , Khohawar kalan , Bhullay Wala , Bharmi nawab	4	4				
					Y.M.V	210TDA , 16TDA , 20TDA , Chah Nibbay Wala , Daggar Rahtas , Kotla jam , Basti Chohan	7	7				
	Bringel	1	0.5	0.5	Bringel Fruit Boorer	27TDA	1	0.5				
Rawalpindi	Apple	1	0.1									
	Apricot	1	0.1									
	Arvi	1	0.1									
	Avocado	1	0.1									
	Banana	2	0.2									
	Bell Pepper	10	2.2	0.1	Mites				Dhalla	1	0.1	
	Bittergourd	42	12.3	1.5	Fruitfly				Dhalla, Gangu Bahadur, Gangu Jumma, Garhi Afganana, Gulyana, Jalala, Juggian, Khasala, Mohra Khatran, Mohra Shah Wali, Naseerabad	16	1.5	4
				0.1	Blight	Gangu Jumma	1	0.1				
	Bottle Gourd	9	2.0	0.1	Fruitfly				Garhi Afganana	1	0.1	1

DISTRICT	CROPS	No. of Spots	Area Surveyed (Acre)	Area Affected	INSECT PEST/ DISEASE	AFFECTED LOCALITIES/ AREA IN ACRES						Total No. of Beneficials
				(Acre)		ABOVE ETL LOCALITIES	No. of Spots Above ETL (Hot Spots)	AREA IN ACRES	BELOW ETL LOCALITIES	No. of Spots Below ETL	AREA IN ACRES	
	Brinjal	22	4.0	0.7	Fruit Borer				Dhalla, Garhi Afganana, Jalala, Lub Thatto	7	0.7	7
				0.2	Jassid				Gangu Bahadur, Jalala	2	0.2	
	Cabbage	1	0.1									
	Cauliflower	8	0.8	0.1	Termite				Gangu Bahadur	1	0.1	2
	Chilli	25	4.1	0.2	Whitefly				Budho, Jalala	2	0.2	
				0.1	LCV	Adiyala	1	0.1				
				0.1	Wilt	Gorekhpur	1	0.1				
	Coriander	22	3.0									
	Cucumber	11	7.9	0.8	Whitefly				Banth, Gulyana	3	0.8	4
				0.2	Fruitfly				Garhi Afganana	2	0.2	
	Dates	1	0.1									
	Fig	3	0.3									
	Gourd	11	1.7	0.2	Red Pumpkin Beetle				Gorekhpur, Naseerabad	2	0.2	
	Grapes	4	0.8									
	Jaman	3	0.4									
	Lemon	3	0.3	0.1	Leaf minor				Maniban Mankiala, Naseerabad	2	0.1	
				0.1	Canker	Maniban Mankiala, Naseerabad	2	0.1				
	Long Gourd	2	0.4									
	Loquat	3	0.5									
	Lucerene	1	0.1									
	Lychee	1	0.1									
	Marigold	1	0.4									
	Mint	13	2.8									
	Napier grass	1	1.0	0.1	Stem Borer				Sukho Mor	1	0.1	
	Okra	30	8.7	0.6	Jassid				Adiyala, Garhi Afganana, Jalala, Mohra Khatran	5	0.6	2
				0.5	Red Pumpkin Beetle				Chak Dolat, Gulyana, Sukho Mor	5	0.5	
	Papaya	1	0.1									
	Peach	8	1.0	0.1	Leaf curl	Mohra Khatran	1	0.1				
	Pear	4	0.6									
	Plum	3	0.3									
	Pomegranate	7	1.1	0.1	Scab	Jalala	1	0.1				
	Pumpkin	16	2.5	0.2	Red Pumpkin Beetle				Adyala Road, Gulyana	2	0.2	
				0.2	Downy Mildew	Gangu Jumma, Garhi Afganana	2	0.2				
	Ridge Gourd	4	1.7									
	Rose	4	12.1									4
	Round Gourd	5	0.9	0.2	Fruitfly				Garhi Afganana, Jalala	2	0.2	2
				0.1	Leaf Minor				Juggian	1	0.1	
				0.1	Downy Mildew	Gangu Jumma	1	0.1				
	Snake Gourd	1	0.1									
	Spinach	11	1.6									
	Sponge gourd	7	1.7	0.1	Fruitfly				Gangu Jumma	1	0.1	
				0.1	Leaf Minor				Garhi Afganana	1	0.1	
				0.1	Red Pumpkin Beetle				Chak Dolat	1	0.1	
	Squash	1	0.1									
	Sunflower	1	0.1									
	Tinda	8	3.6	0.4	Fruitfly				Jalala, Juggian, Lub Thatto	4	0.4	2
				0.2	Red Pumpkin Beetle				Chak Dolat, Gulyana	2	0.2	
	Tobacco	1	1.0									
	Tomato	45	17.9	1.5	Fruit Borer				Budho, Gangu Bahadur, Gangu Jumma, Garhi Afganana, Kolian, Lub Thatto, Mohra Shah Wali	16	1.5	11
				0.4	Fruit fly				Gangu Bahadur, Garhi Afganana, Kolian	5	0.4	

DISTRICT	CROPS	No. of Spots	Area Surveyed (Acre)	Area Affected	INSECT PEST/ DISEASE	AFFECTED LOCALITIES/ AREA IN ACRES						Total No. of Beneficials
				(Acre)		ABOVE ETL LOCALITIES	No. of Spots Above ETL (Hot Spots)	AREA IN ACRES	BELOW ETL LOCALITIES	No. of Spots Below ETL	AREA IN ACRES	
				0.6	Leaf Minor				Adiyala, Dhalla, Kahuta, Maniban Mankiala	6	0.6	
				0.3	White fly				Dhalla, Gulvana	2	0.3	
				0.5	Blight	Dhalla, Gangu Bahadur, Gangu Jumma	5	0.5				
				0.2	Leaf spots	Adiyala	2	0.2				
Chakwal	Bitter gourd	26	16.1	1.375	Fruit fly				Jhamara, Dhok Sayeedan, Dhok Methaal, Malakwal, Talagang City Morh, Adlaka, Dhok Goriya, Dhok Marian, Jasial	11	1.375	
				0.125	White fly				Dhok Khokraan	1	0.125	
				0.625	Downy mildew	Kallar Kahar, Khairpur, Dhok Saleem Khail, Dhok Goriya	4	0.625				
	Brinjal	32	7.500	1	Fruit borer				Dhok Saleem Khail, Dhok Khokraan, Dhok Gujraan, Dhok Dhatta Kot, Taatral, Dhok Marian	8	1	
				1.125	White fly				Saraal, Dhok Khokraan, Dhok Moghlaan, Dhok Methal, Badshapur, Waoola, Naka Kahot, Dhok Goriya	9	1.125	
				1	Jassids	Khair pur, Dhok Saleem Khail, Dhatta Kot, Waoola, Chokhandi	5	1				
	Cabbage	1	2.0									
	Capsicum	39	43.5	1.125	Fruit borer				Bhoaly Sharif, Dhatta Kot, Adlaka, Akwal, Dhok Patwari	5	1.125	
				1.25	Jassids	Khairpur, Talagang city morh, Akwal, Jhatala, Chokhandi, Pira Fathal	7	1.25				
				1.875	White fly				oodherwal, Bouchal kalan, Jhamara, Dhata kot, Taatral	7	1.875	
				0.5	Bacterial Leaf Blight	Khairpur, Tai, Dhok Goriya	3	0.5				
				0.375	Collar Rot	Bhoaly Sharif, Badshah Pur	2	0.375				
				0.125	Root rot	Dhatta Kot	1	0.125				
	Cauliflower	3	3.1	0.125	AW	Waoola	1	0.125				
	Chillies	28	11.6	0.625	Fruit borer				Taatral, Waoola, , Jhatala, Pira Fathal, Talagang city	5	0.625	
				0.125	Jassids	Khairpur	1	0.125				
				0.625	Thrips				Oodherwal, Choa Saidan Shah, Adlaka, Naka Kahot, Pira Fathal	5	0.625	
				0.25	White fly				Dhatta Kot, Talagang City	2	0.25	
				0.5	Collar Rot	Dhulla, Dhatta Kot, Naka kahot, Bhilomar	4	0.5				
				0.625	Root rot	Saraal, Waoola, Tai, Jhatala, Pira Fathal	5	0.625				
	Corriander	37	23.9									
	Cowpea	1	0.1									
	Cucumber	10	7.4	0.25	RPB	Dhok Khokraan, Dhok Moghlaan	2	0.25				
				0.25	Downy Mildew	Dhok Saleem Khail, Dhok Hajal	2	0.25				
				0.5	Powdery Mildew	Khairpur, Dhok Sayedan, Dhok Methal, Dhok Patwari	4	0.5				

DISTRICT	CROPS	No. of Spots	Area Surveyed (Acre)	Area Affected	INSECT PEST/ DISEASE	AFFECTED LOCALITIES/ AREA IN ACRES					Total No. of Beneficials
				(Acre)		ABOVE ETL LOCALITIES	No. of Spots Above ETL (Hot Spots)	AREA IN ACRES	BELOW ETL LOCALITIES	No. of Spots Below ETL	
	Grapes	1	1.0	1	Powdery Mildew	Chak Mirana	1	1			
	Guar	2	10.6								
	Loquat	3	1.4								
	Lucern	3	9.0								
	Mong	1	0.1								
	Okra	70	20.3	0.375	Dusky Bug				Dhok Khokraan, Bangla Noor Shah, Dhok Goriya	3	0.375
				0.875	Fruit borer				Kahirpur, Malakwal, Adlaka, Janwali, Tai, Pira Fathal, Akwal	7	0.875
				1.375	Jassids	Sarral, Khairpur, Dhok Saleem Khail, Dhok Sayeedan, Waoola, Dhok Janwali, Talagang city Morh, Pira Fathal, Naka Kahot, Chokhandi	11	1.375			
				0.625	Thrips				Oodherwal, Dhatta Kot, Bangla Noor Shah, Talagang city morh, Adlaka	5	0.625
				0.875	White fly				Dhulla, Dhok Hajal, Dhok Mughlan, Adlaka, Tai, Dhok Marian, Jasial	7	0.875
	Peach	1	0.1								
	Pumpkin	54	16.0	1.5	RPB	Dhullah, Bhoon, Dhok Khokraan, Dhok Gujran, Dhok Hajal, Dhok Mughlaan, Bangla Noor Shah, Talagang city Morh, Adlaka, Pira Fathal	12	1.5			
				2.75	Downy mildew	Dhullah, Bhoon, Dhok Saleem Khail, Dhok Sayeedan, Dhok Hajal, Dhok Moghlaan, Dhok Methaal, Dhatta Kot, Choa Saidan Shah, Waoola, Talagang City morh, Adlaka, Pira Fathal, Dhok Marian, Jasial, Murat	22	2.75			
	Round gourd	26	42.5	0.375	Fruit fly				Saraal, Akwal	3	0.375
				0.25	RPB	Dhullah	2	0.25			
				2.75	Powdery Mildew	Dhullah Bhoon	4	2.75			
	Spinach	2	0.8								
	Taar	1	0.3	0.125	Fruit fly				Dhok Goriya	1	0.125
	Tomato	34	53.5	2.25	Fruit borer				Bholay Sharif, Ransiyal	4	2.25
				5.75	Leaf miner				Bholay Sharif, Jhamra, Bhouchal Kalan, Goufanwala, Bhoon, Talagang City Morh, Akwal, Pira Fathal, Chokhandi, Bhilomar, Dhok Marian	12	5.75
				1.125	Blight	Bouchal Kalan, Bhilomar	2	1.125			
				1	LCV	Bholay Sharif	1	1			
				1	Mosaic Virus	Bholay Sharif	1	1			
	Toori	34	7.4	1.125	RPB	Dhullah, Bhoon, Dhok Khokraan, Dhok Hajal, Dhok Methal, Talagang, Pira Fathal, Dhok Jamal	9	1.125			

DISTRICT	CROPS	No. of Spots	Area Surveyed (Acre)	Area Affected	INSECT PEST/ DISEASE	AFFECTED LOCALITIES/ AREA IN ACRES					Total No. of Beneficials	
				(Acre)		ABOVE ETL LOCALITIES	No. of Spots Above ETL (Hot Spots)	AREA IN ACRES	BELOW ETL LOCALITIES	No. of Spots Below ETL		AREA IN ACRES
	Sunflower	1	1.5	0								
	Sponge gourd	1	0.5	0								
	Turmeric	1	4	0								
	Watermelon	1	0.25	0								
Hafizabad	Sugarcane	13	28.5	6	Toka, Borer, Whipe Smut	Chak 3, Qila Murad Bakhsh	2	2	Saleeki Tibi, Ataranwala, Chak 2, Chak 3	4	4	
	Lobia	1	3	0								
	Chillies	1	0.25	0								
	Sponge gourd	1	0.5	0								
	Sponge gourd	1	0.25	0								
M.B.Din	Lucern	38	32.5	8	Toka, ABW				43 Chak, Shumhari, Busal Sukha, Jhulana, Chelianwala, Daryani, Dhal, Seerav	8	8	
	Pumpkin	1	5	3	Red Pumpkin Beetle				Jhulana	1	3	
	Round gourd	1	2	2	Downy Mildew	Jhulana	1	2				
Sahiwal	Chillies	2	8	2	Thrips				34/12L, 2/10L	2	2	0
	Pumpkin	1	1	1	White fly				2/10L	1	1	0
	Apple gourd	1	1	1	White fly				2/10L	1	1	0
	Brinjal	3	4	1	Borer				77/5R	1	1	1
	Okra	1	1	1	Jassid				137/9L	1	1	1
	Arvi	1	1	1	White fly				137/9L	1	1	0
Pakpattan	Brinjal	1	1	1	White Fly				Mehdi khan	1	1	
	Chillies	1	1	0								
	Okra	2	2	2	Jassid				Sao Wala kho , 84D	2	2	
Okara	Chillies	1	1	0								
	Sunflower	2	4	0								
	Cucumber	1	1	0								
TOTAL		2825	3246.46	943.35			388	394.505		808	979.345	172.65